

I Have a Dream Foundation

**Financial Statements and
Independent Auditors' Report**

**For the fiscal years ended
August 31, 2024 and 2023**





Table of Contents


	Page
Independent Auditors' Report	1-2
 Financial Statements	
Statements of Financial Position	3
Statements of Activities	4
Statements of Cash Flows	5
Statements of Functional Expenses	6
Notes to Financial Statements	7



1221 W. Mineral Avenue, Suite 202
Littleton, CO 80120

 303-734-4800

 303-795-3356

 www.HaynieCPAs.com

Independent Auditors' Report

To the Board of Directors of
I Have a Dream Foundation
New York, New York

Opinion

We have audited the accompanying financial statements of I Have a Dream Foundation (a nonprofit organization), which comprise the statement of financial position as of August 31, 2024, and the related statements of activities, functional expenses, and cash flows for the year then ended, and the related notes to the financial statements.

In our opinion, the financial statements referred to above present fairly, in all material respects, the financial position of I have a Dream Foundation as of August 31, 2024, and the changes in its net assets and its cash flows for the year then ended in accordance with accounting principles generally accepted in the United States of America.

Basis for Opinion

We conducted our audit in accordance with auditing standards generally accepted in the United States of America. Our responsibilities under those standards are further described in the Auditors' Responsibilities for the Audit of the Financial Statements section of our report. We are required to be independent of I Have a Dream Foundation and to meet our other ethical responsibilities in accordance with the relevant ethical requirements relating to our audit. We believe that the audit evidence we have obtained is sufficient and appropriate to provide a basis for our audit opinion.

Responsibilities of Management for the Financial Statements

Management is responsible for the preparation and fair presentation of the financial statements in accordance with accounting principles generally accepted in the United States of America, and for the design, implementation, and maintenance of internal control relevant to the preparation and fair presentation of financial statements that are free from material misstatement, whether due to fraud or error.

In preparing the financial statements, management is required to evaluate whether there are conditions or events, considered in the aggregate, that raise substantial doubt about I Have a Dream Foundation's ability to continue as a going concern within one year after the date that the financial statements are available to be issued.

Auditors' Responsibilities for the Audit of the Financial Statements

Our objectives are to obtain reasonable assurance about whether the financial statements as a whole are free from material misstatement, whether due to fraud or error, and to issue an auditors' report that includes our opinion. Reasonable assurance is a high level of assurance but is not absolute assurance and therefore is not a

guarantee that an audit conducted in accordance with generally accepted auditing standards will always detect a material misstatement when it exists. The risk of not detecting a material misstatement resulting from fraud is higher than for one resulting from error, as fraud may involve collusion, forgery, intentional omissions, misrepresentations, or the override of internal control. Misstatements, including omissions, are considered material if there is a substantial likelihood that, individually or in the aggregate, they would influence the judgment made by a reasonable user based on the financial statements.

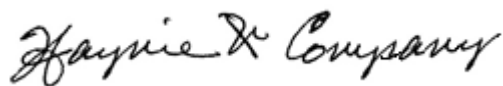
In performing an audit in accordance with generally accepted auditing standards, we:

- Exercise professional judgment and maintain professional skepticism throughout the audit.
- Identify and assess the risks of material misstatement of the financial statements, whether due to fraud or error, and design and perform audit procedures responsive to those risks. Such procedures include examining, on a test basis, evidence regarding the amounts and disclosures in the financial statements.
- Obtain an understanding of internal control relevant to the audit in order to design audit procedures that are appropriate in the circumstances, but not for the purpose of expressing an opinion on the effectiveness of I Have a Dream Foundation's internal control. Accordingly, no such opinion is expressed.
- Evaluate the appropriateness of accounting policies used and the reasonableness of significant accounting estimates made by management, as well as evaluate the overall presentation of the financial statements.
- Conclude whether, in our judgment, there are conditions or events, considered in the aggregate, that raise substantial doubt about I Have a Dream Foundation's ability to continue as a going concern for a reasonable period of time.

We are required to communicate with those charged with governance regarding, among other matters, the planned scope and timing of the audit, significant audit findings, and certain internal control related matters that we identified during the audit.

Report on Summarized Comparative Information

We have previously audited I Have a Dream Foundation's 2023 financial statements, and we expressed an unmodified audit opinion on those audited financial statements in our report dated March 19, 2024. In our opinion, the summarized comparative information presented herein as of and for the year ended August 31, 2023 is consistent, in all material respects, with the audited financial statements from which it has been derived.



Littleton, Colorado
March 13, 2025

I Have a Dream Foundation

Statements of Financial Position

As of August 31, 2024 and 2023

	<u>2024</u>	<i>Restated</i> <u>2023</u>
Assets		
Current assets		
Cash and cash equivalents	\$ 108,542	\$ 155,039
Investments, at fair value	2,714,681	2,717,599
Contributions and pledges receivable, net	190,366	443,580
Grant receivables	190,968	76,288
Due from affiliates	-	9,576
Prepaid expenses and other assets	<u>58,183</u>	<u>44,291</u>
Total current assets	<u>3,262,740</u>	<u>3,446,373</u>
Long-term assets		
Restricted funds for college savings account program	79,372	74,887
Property and equipment- net	<u>19,044</u>	<u>13,418</u>
Total long-term assets	<u>98,416</u>	<u>88,305</u>
Total assets	<u>\$ 3,361,156</u>	<u>\$ 3,534,678</u>
Liabilities and Net Assets		
Current liabilities		
Accounts payable	\$ 207,764	\$ 100,053
Accrued expenses and other liabilities	151,067	183,428
Due to affiliates	17,164	-
Line of credit	<u>458,570</u>	<u>300,000</u>
Total current liabilities	834,565	583,481
Long-term liabilities		
College savings account program payable	<u>79,372</u>	<u>74,887</u>
Total liabilities	<u>913,937</u>	<u>658,368</u>
Net assets		
Without donor restrictions	(144,166)	270,606
With donor restrictions	<u>2,591,385</u>	<u>2,605,704</u>
Total net assets	<u>2,447,219</u>	<u>2,876,310</u>
Total liabilities and net assets	<u>\$ 3,361,156</u>	<u>\$ 3,534,678</u>

The accompanying notes are an integral part of these financial statements.

I Have a Dream Foundation
Statements of Activities
For the Year Ended August 31, 2024
with Summarized Financial Information as of August 31, 2023

	Without Donor Restrictions	With Donor Restrictions	Total 2024	<i>Restated</i> Total 2023
Revenue, Gains, and Other Support				
Contributions	\$ 961,398	\$ 301,688	\$ 1,263,086	\$ 1,858,910
Program sponsors	-	1,999,906	1,999,906	1,345,864
Government grants	-	530,596	530,596	359,001
Special events net of costs of \$174,757 in 2024 and \$154,428 in 2023, respectively	368,071	-	368,071	476,048
Licensing fees	36,084	-	36,084	16,890
Net investment income	374,389	-	374,389	227,266
Other	3,233	-	3,233	18,518
Net assets released from restrictions	<u>2,846,509</u>	<u>(2,846,509)</u>	<u>-</u>	<u>-</u>
Total revenue, gains, and other support	4,589,684	(14,319)	4,575,365	4,302,497
Expenses				
Program services	3,913,010	-	3,913,010	3,289,310
Supporting services:				
Management and general	878,581	-	878,581	945,294
Fundraising and development	<u>212,865</u>	<u>-</u>	<u>212,865</u>	<u>374,961</u>
Total Expenses	<u>5,004,456</u>	<u>-</u>	<u>5,004,456</u>	<u>4,609,565</u>
Change in Net Assets	(414,772)	(14,319)	(429,091)	(307,068)
Net Assets—Beginning of Year, as restated	<u>270,606</u>	<u>2,605,704</u>	<u>2,876,310</u>	<u>3,183,378</u>
Net Assets—End of Year	<u>\$ (144,166)</u>	<u>\$ 2,591,385</u>	<u>\$ 2,447,219</u>	<u>\$ 2,876,310</u>

The accompanying notes are an integral part of these financial statements.

I Have a Dream Foundation
Statements of Cash Flows
For the Years Ended August 31, 2024 and 2023

	<u>2024</u>	<i>Restated</i> <u>2023</u>
Cash Flows from Operating Activities:		
Change in net assets	\$ (429,091)	\$ (307,068)
Adjustments to reconcile change in net assets to net cash from operating activities:		
Depreciation and amortization	6,607	12,377
Bad debt expense	40,224	161,800
Unrealized (gain) on investments	(343,423)	(208,456)
Unrealized loss on investments	27,281	8,163
Net changes in operating assets and liabilities:		
Accounts receivable, net	98,310	(206,160)
Prepaid expenses and other assets	(13,892)	(38,247)
Accounts payable	107,711	8,075
Accrued expenses and other liabilities	(27,876)	(67,250)
Due to affiliates	26,740	(24,335)
Net Cash from Operating Activities	<u>(507,409)</u>	<u>(661,101)</u>
Cash Flows from Investing Activities		
Purchases of investments	(1,401,891)	(2,012,564)
Proceeds from the sale of investments	1,720,951	1,874,612
Purchases of property and equipment	<u>(12,233)</u>	<u>(10,089)</u>
Net Cash from Investing Activities	<u>306,827</u>	<u>(148,041)</u>
Cash Flows from Financing Activities		
Advances on line of credit	258,570	800,000
Repayments of line of credit	<u>(100,000)</u>	<u>(500,000)</u>
Net Cash from Financing Activities	<u>158,570</u>	<u>300,000</u>
Net Change in cash and restricted cash	(42,012)	(509,142)
Cash and restricted cash—Beginning of Year	<u>229,926</u>	<u>739,068</u>
Cash and restricted cash—End of Year	<u>\$ 187,914</u>	<u>\$ 229,926</u>
Supplemental Disclosure of Cash Flow Information:		
Cash paid for Interest	<u>\$ 38,013</u>	<u>\$ 9,370</u>

The accompanying notes are an integral part of these financial statements.

I Have a Dream Foundation
Statement of Functional Expenses
For the Year Ended August 31, 2024
with Summarized Comparative Information as of August 31, 2023

	<u>Program Services</u>	<u>Supporting Services</u>		<u>Total</u>	<u>Restated 2023</u>
		<u>Management and General</u>	<u>Fundraising</u>		
Salaries and wages	\$ 2,059,382	\$ 226,476	\$ 122,460	\$ 2,408,318	\$ 2,221,882
Payroll taxes and employee benefits	507,756	165,746	30,615	704,117	567,035
Professional fees	88,951	229,325	23,281	341,557	301,829
Work study	37,181	-	-	37,181	60,979
Programming services	593,246	-	-	593,246	619,894
Office and program supplies	83,966	19,834	1,071	104,871	97,100
Travels, meals, & hosting	185,363	31,796	6,782	223,941	239,616
State registration & other fees	2,406	62,776	17,143	82,325	57,915
Printing and media	2,590	-	517	3,107	14,745
Subscriptions & memberships	11,748	29,738	1,150	42,636	31,790
Staff development & recruiting	45,745	28,961	2,406	77,112	60,153
Furniture & equipment	2,660	220	-	2,880	4,903
Occupancy and insurance	112,998	71,122	6,383	190,503	172,250
Miscellaneous expense	29,613	12,058	-	41,671	6,247
Post secondary support	144,384	-	-	144,384	140,845
Depreciation and amortization	<u>5,021</u>	<u>529</u>	<u>1,057</u>	<u>6,607</u>	<u>12,377</u>
Total Expenses	<u>\$ 3,913,010</u>	<u>\$ 878,581</u>	<u>\$ 212,865</u>	<u>\$ 5,004,456</u>	<u>\$ 4,609,560</u>

The accompanying notes are an integral part of these financial statements.

I Have a Dream Foundation

Notes to Financial Statements

August 31, 2024 and 2023

1. Organization

I Have A Dream Foundation, (the "Foundation") is a national, not-for-profit organization established to promote and coordinate the local "I Have A Dream Foundation" programs across the United States. The Foundation develops the overarching vision, goals, and strategy for the "I Have A Dream" affiliate network to ensure that the Foundation is having the greatest possible impact at both the affiliate and national levels. The "I Have A Dream" program motivates and empowers children from low-income communities to reach their postsecondary goals by providing a long-term program of mentoring, tutoring academic enrichment, social support, and tuition assistance for postsecondary education.

The Foundation maximizes network performance by supporting affiliate efforts to increase impact and ensure sustainability over time by (1) identifying, distilling and sharing best practices; (2) providing training and technical support to enhance programming and operations; and (3) leading evaluation and continuous improvement efforts across the affiliate network. The Foundation also leads efforts to grow the network through securing additional funding sources and starting new affiliates. In addition, the Foundation leads research and development efforts with respect to new and innovative programming ideas for eventual deployment to affiliates across the country.

The Foundation is supported primarily through donor contributions.

2. Summary of Significant Accounting Policies

Basis of Presentation

The financial statements of the Foundation are prepared on the accrual basis of accounting and conform to the Accounting Standards Codification (ASC) guidance for not-for-profit organizations. Net assets, revenues, gains, and losses are classified based on the existence or absence of donor or grantor-imposed restrictions. Accordingly, net assets and changes therein are classified and reported as follows:

Net assets without donor restrictions: Net assets available for use in general operations that are not subject to donor imposed (or certain grantor) restrictions and may be expended for any purpose in performing the primary objectives of the Foundation. These net assets may be used at the discretion of the Foundation's Board of Directors.

Net assets with donor restrictions: Net assets subject to stipulations imposed by donors and grantors. are reported as increases in net assets without donor restrictions if the restrictions expire (that is, when a stipulated time restriction ends or purpose restriction is accomplished) in the reporting period in which the revenue is recognized. All other donor-restricted contributions are reported as increases in "net assets with donor restrictions", depending on the nature of the restrictions.

I Have a Dream Foundation

Notes to Financial Statements

August 31, 2024 and 2023

2. Summary of Significant Accounting Policies (continued)

Net assets with donor restrictions (continued):

When a restriction expires, net assets with donor restrictions are reclassified to net assets without donor restrictions and reported in the Statements of Activities as net assets released from donor restrictions. Gifts of long-lived assets and gifts of cash restricted for the acquisition of long-lived assets are recognized as revenue without donor restrictions when the assets are placed in service.

Cash and Cash Equivalents

The Foundation considers all highly liquid investments available for current use with an initial maturity of three months or less to be cash equivalents.

Restricted Funds for College Savings Account Program

The Foundation launched a college savings account program for high school students to provide funding for college expenses for the students. These students are associated with the various affiliate programs across the United States. The Foundation is the owner of these accounts with the students listed as the beneficiaries. The students may invest these funds in cash equivalents and aged based investment options.

Investments

The Foundation adopted the provisions of FASB ASC 820 “Fair Value Measurements and Disclosures” which defines fair value, provides a framework for measuring fair value and outlines required disclosures regarding fair value. ACS 820 defines fair value as the price that would be received to sell an asset or paid to transfer a liability (i.e., the “exit price”) in an orderly transaction between market participants at the measurement date under current market conditions.

In determining fair value, the Foundation uses various valuation approaches. These provisions establish a fair value hierarchy for inputs used in measuring fair value that maximizes the use of observable inputs and minimizes the use of unobservable inputs by requiring that the most observable inputs be used when available. Observable inputs are those that market participants would use in pricing the asset or liability based on market data obtained from sources independent of the Foundation. Unobservable inputs reflect the Foundation’s assumptions about the inputs market participants would use in pricing the asset or liability developed based on the best information available in the circumstances. The fair value hierarchy is categorized into three levels based on the inputs as follows:

Level 1 – Inputs to the valuation methodology are unadjusted quoted prices for identical assets or liabilities in active markets that the Foundation has the ability to access.

I Have a Dream Foundation

Notes to Financial Statements

August 31, 2024 and 2023

2. Summary of Significant Accounting Policies (continued)

Level 2 – Inputs to the valuation methodology include:

- Quoted prices for similar assets or liabilities in active markets;
- Quoted prices for identical or similar assets or liabilities in inactive markets;
- Inputs other than quoted prices that are observable for the asset or liability;
- Inputs that are derived principally from or corroborated by observable market data by correlation or other means.

Level 3 – Inputs to the valuation methodology are unobservable and significant to the fair value measurement.

The availability of valuation techniques and observable inputs can vary from security to security and is affected by a wide variety of factors including, the type of security, whether the security is new and not yet established in the marketplace, and other characteristics particular to the transaction. To the extent that a valuation is based on models or inputs that are less observable or unobservable in the market, the determination of fair value requires more judgment. Those estimated values do not necessarily represent the amounts that may be ultimately realized due to the occurrence of future circumstances that cannot be reasonably determined. Because of the inherent uncertainty of valuation, those estimated values may be materially higher or lower than the values that would have been used had a ready market for the securities existed. Accordingly, the degree of judgment exercised by the Foundation in determining fair value is greatest for securities categorized in Level 3. In certain cases, the inputs used to measure fair value may fall into different levels of the fair value hierarchy. In such cases, for disclosure purposes, the level in the fair value hierarchy within which the fair value measurement in its entirety falls is determined based on the lowest level input that is significant to the fair value measurement.

Fair value is a market-based measure considered from the perspective of a market participant rather than an entity-specific measure. Therefore, even when market assumptions are not readily available, the Foundation's own assumptions are set to reflect those that market participants would use in pricing the asset or liability at the measurement date. The Foundation uses prices and inputs that are current as of the measurement date, including periods of market dislocation. In periods of market dislocation, the observability of prices and inputs may be reduced for many securities. This condition could cause a security to be reclassified to a lower level within the fair value hierarchy.

The Foundation's investments are generally included in Level 1 of the fair value hierarchy as determined by quoted market priced on a national securities exchange.

I Have a Dream Foundation

Notes to Financial Statements

August 31, 2024 and 2023

2. Summary of Significant Accounting Policies (continued)

The following are the types of investments that the Foundation held as of August 31, 2024 and 2023:

<u>Level 1</u>	<u>2024</u>	<u>2023</u>
Money Market	\$ 77,500	\$ 56,000
Fixed Income	574,768	617,443
Equities	1,795,095	1,607,836
Bond Funds	<u>267,318</u>	<u>436,320</u>
	\$ 2,714,681	\$ 2,717,599

Investments and certain cash and cash equivalents are held by a brokerage firm and managed by an investment advisor in accordance with the terms of an investment advisory agreement.

Purchases and sales of marketable securities are recorded on a trade date basis. Realized gains and losses on marketable securities are determined on a specific identification basis. Dividend income is recorded on the ex-dividend date and interest income is recorded on the accrual basis. Investment income is recognized when earned.

Contribution Revenue and Contributions Receivable

Contributions are recognized when the donor makes a promise to give to the Foundation that is, in substance, unconditional. Contributions are reported as increases in net assets with donor restrictions depending on the nature of the restrictions. Conditional contributions are recognized as revenue when the conditions on which they depend have been substantially met. When the restriction expires, net assets with donor restrictions are reclassified to net assets without donor restrictions. All contributions are considered available for current use, unless specifically restricted by the donor.

Unconditional promises to give that are expected to be collected within one year are recorded at net realizable value. Unconditional promises to give that are expected to be collected in future years are recorded at fair value, which is measured as the present value of their future cash flows. As of August 31, 2024, all contributions receivable are recorded at net realizable value and are expected to be collectible in one year or less.

The Foundation uses the allowance method to determine uncollectible contributions receivable. The allowance is based on prior years' experience and management's analysis of specific promises made. No allowance was recorded as of August 31, 2024 and August 31, 2023.

I Have a Dream Foundation

Notes to Financial Statements

August 31, 2024 and 2023

2. Summary of Significant Accounting Policies (continued)

Property and Equipment

The Foundation capitalizes property and equipment over \$1,000. Lesser amounts are expensed. Purchased property and equipment is capitalized at cost. Donations of property and equipment are recorded as contributions at their estimated fair value. Such donations are reported as net assets without donor restrictions unless the donor has restricted the donated asset to a specific purpose. Assets donated with explicit restrictions regarding their use and contributions of cash that must be used to acquire property and equipment are reported as restricted contributions. Absent donor stipulations regarding how long those donated assets must be maintained, the Foundation reports expirations of donor restrictions when the donated or acquired assets are placed in service. The Foundation reclassifies net assets with donor restrictions to net assets without donor restrictions at that time.

Depreciation and amortization of property and equipment is provided over the estimated useful lives of the respective assets on the straight-line basis using the following estimated useful lives:

	Life in Years
Leasehold Improvements	5
Furniture, Computers, and Equipment	3-7

Grants

Most grant income is immediately recorded as net assets with donor restrictions and released as expenditures can be matched. In some cases, grants are promised based on an after the fact submission of actual expenses. In these cases, income is not recognized until it can be matched against the specific expenditures which are to be submitted for reimbursement.

Special Events

For the years ended August 31, 2024 and 2023, revenues from special events are net of related expenses including event planning, venue costs, food and entertainment, travel, printing and postage expenses and photography.

Contributed Goods and Services

Amounts are reported in the financial statements for voluntary donations of goods and services when those goods and services create or enhance nonfinancial assets or require specialized skills provided by donors possessing those skills and which would be typically purchased if not provided by the donation. Donated services are recorded at fair market value at the time services are provided. Donated goods and materials are recorded at fair market value at the date of the gift.

Licensing Fees

The Foundation receives annual licensing fees from its affiliates for support services provided to the affiliates.

I Have a Dream Foundation

Notes to Financial Statements

August 31, 2024 and 2023

2. Summary of Significant Accounting Policies (continued)

Investment Income

Income from investments, including realized and unrealized gains and losses, dividends and interest are reported as increases or decreases in net assets without donor restrictions unless the use of the income received is limited by donor-imposed restrictions.

Functional Allocation of Expenses

The costs of supporting the various programs and other activities have been summarized on a functional basis in the statement of activities. Certain costs have been allocated among the program, management and general and fundraising categories.

Such allocations are determined by management on a reasonable basis. The expenses that are allocated include the following:

	<u>Method of Allocation</u>
Salaries and benefits	Time and effort
Operating costs	Functional estimates

Concentration of Credit Risk

Financial instruments that potentially subject the Foundation to a concentration of credit risk, consist of cash and cash equivalents and marketable securities. The Foundation places its cash deposits with quality financial institutions to limit its credit exposure. Cash amounts are insured by the Federal Deposit Insurance Corporation (“FDIC”). Investment and cash amounts are insured by the Securities Investor Protection Corporation (“SIPC”). Amounts insured by SIPC are up to \$500,000 (with a limit of \$250,000 for cash). At times during the year, the Foundation maintains cash balances in excess of the FDIC insurance limits. Management believes the risk in these situations to be minimal.

Concentration of credit risk with respect to marketable securities is limited due to the Foundation holding a diverse portfolio.

At year end, August 31, 2024, the Foundation had cash and cash equivalents with a carrying value of \$108,542, of which \$250,000 was fully insured by the FDIC limits.

As of August 31, 2024, no concentrations existed within contribution receivables. As of August 31, 2023, 57% of contributions receivable were due from one donor. For the year ended August 31, 2024 two donors accounted for approximately 47% of contribution and sponsors revenue. For the year ended 2023, two donors accounted for approximately 42% of contribution and sponsors revenue.

I Have a Dream Foundation

Notes to Financial Statements

August 31, 2024 and 2023

2. Summary of Significant Accounting Policies (continued)

Income Taxes

The Foundation is exempt from federal income taxes under Section 501(c)(3) of the Internal Revenue Code and applicable state law.

The Foundation filed federal tax Form 990, *Return of Organization Exempt from Income Tax*, for the years ending August 31, 2021, 2022, and 2023 which are subject to examination by the IRS. Returns are generally subject to examination for three years after they were filed.

The accounting standard on accounting for uncertainty in income taxes addresses the determination of whether tax benefits claimed or expected to be claimed on a tax return should be recorded in the financial statements. Under that guidance, the Foundation may recognize the tax benefit from an uncertain tax position only if it is more likely than not that the tax position will be sustained on examination by taxing authorities based on the technical merits of the position. Examples of tax positions include the tax-exempt status of the Foundation and various positions related to the potential sources of unrelated business taxable income (UBIT).

The Foundation believes that it has appropriate support for any tax positions taken, and as such, does not have any uncertain tax positions that are material to the financial statements. There were no unrecognized tax benefits identified or recorded as liabilities as of August 31, 2024 and 2023.

Use of Estimates

The preparation of financial statements in conformity with generally accepted accounting principles requires management to make estimates and assumptions that affect the reported amounts of assets and liabilities and disclosure of contingent assets and liabilities at the date of the financial statements and the reported amounts of revenues and expenses during the reporting period. Actual results could differ from those estimates.

Prior Year Presentation

Certain 2023 balances have been reclassified to conform to current year presentation.

3. Significant Risk Factors

In the normal course of business, the Foundation enters into transactions in various financial instruments. The Foundation's financial instruments are subject to, but are not limited to, the following risks:

Market Risk

Market risk represents the potential loss that can be caused by a change in the fair value of the financial instrument.

I Have a Dream Foundation

Notes to Financial Statements

August 31, 2024 and 2023

3. Significant Risk Factors (continued)

Credit Risk

Credit risk represents the potential loss that the Foundation would incur if the counterparties failed to perform pursuant to the terms of their obligations to the Foundation.

Interest Rate Risk

Interest rate risk represents the effect from a change in interest rates, which could result in an adverse change in the fair value of an interest-bearing financial instrument.

4. Liquidity and Availability

The Foundation receives contributions restricted by donors, and considers contributions restricted for programs which are ongoing, major, and central to its annual operations to be available to meet cash needs for general expenditures. The Foundation manages its liquidity and reserves following three guiding principles: Operating within a prudent range of financial soundness and stability, maintaining adequate liquid assets to fund near-term operating needs, and maintaining sufficient reserves to provide reasonable assurance that long-term obligations will be discharged. To achieve these targets, the Foundation forecasts its future cash flows and monitors its liquidity regularly.

The following represents the Foundation's financial assets available for use for general expenditures within one year of the statements of financial position at August 31, 2024 and August 31, 2023:

	<u>2024</u>	<u>2023</u>
Financial assets at period end:		
Cash & cash equivalents	\$ 108,542	\$ 155,039
Investments in marketable securities	2,714,681	2,717,599
Contributions and pledges receivable, net	190,366	443,580
Grant receivables	<u>190,968</u>	<u>76,288</u>
Total financial assets	3,204,557	3,392,506
Donor-imposed restrictions:		
Funds subject to time and purpose restrictions	<u>(2,591,385)</u>	<u>(2,605,704)</u>
Net financial assets after donor-imposed restrictions	613,172	786,802
Financial assets available to meet cash needs for general expenditures within one year	<u>\$ 613,172</u>	<u>\$ 786,802</u>

I Have a Dream Foundation

Notes to Financial Statements

August 31, 2024 and 2023

5. Property and Equipment

Property and equipment consist of the following items at August 31, 2024 and 2023:

	2024	2023
Furniture, fixtures, and equipment	\$ 161,738	\$ 152,505
Leasehold improvements	27,538	27,538
Intangible assets	40,950	37,950
Less: accumulated depreciation and amortization	(211,182)	(204,575)
Net property and equipment	\$ 19,044	\$ 13,418

Depreciation and amortization expense for the years ended August 31, 2024 and 2023 totaled \$6,607 and \$12,378, respectively.

6. Line of Credit

The Foundation maintains a \$500,000 revolving line of credit with a bank and is renewable annually. Amounts outstanding under this facility are due on demand. As of August 31, 2024, the interest rate is variable at 8.437% above the Adjusted 1-month SOFR rate. The line of credit is collateralized by all the assets of the Foundation and matures May 19, 2025. As of August 31, 2024 and 2023, the balance outstanding was \$458,570 and \$300,000, respectively.

7. Related Party Transactions

As of August 31, 2024 and 2023, the Foundation recorded a due from the New York affiliate Foundation totaling \$-0- and a due to the New York affiliate Foundation totaling \$9,576, respectively, for donations received and held and expenses paid on behalf of the NY Foundation.

A member of the Board of Directors has an interest in the building that leases office space to the Foundation described in note 9 to the financial statements.

I Have a Dream Foundation

Notes to Financial Statements

August 31, 2024 and 2023

8. Net Assets with Donor Restrictions

Net assets with donor restrictions, consisting of the following at August 31, 2024 and 2023:

Purpose restricted:	<u>2024</u>	<u>2023</u>
Endowment	\$ 1,909,324	\$ 2,134,324
Program support	256,325	130,655
Overtown Scholarship	249,365	281,895
Cherokee Nation	48,440	48,440
Darrin Charitable Trust	46,328	-
Mother Cabrini Health Foundation	42,254	-
Atlanta Fiscal Scholarship	19,765	-
Expansion	9,194	-
Building Wellness Grant	8,615	8,615
Dallas Strategic Plan	1,775	1,775
	<u>\$ 2,591,385</u>	<u>\$ 2,605,704</u>

The Foundation received a \$2,500,000 endowment from an estate during the fiscal year ended August 31, 2017. The endowment is restricted for the specific charitable purpose of funding payments mainly to assist disadvantaged children in the five boroughs of New York City as determined by the Foundation. Payments from the endowment fund shall be used to assist high school students to increase their skills and receive counseling to prepare for success in college. The endowment shall be used to provide assistance in payment for students' expenses for tuition, books, housing, food, and a reasonable spending allowance.

The contribution will be held as an endowment for twenty-five years with only the income, less one percent of income therefrom, to be used for payments connected with the specific charitable purpose of the endowment. One percent of the income is to be added to the principal and reinvested against future inflation. After twenty-five years, the Foundation may distribute all of its income for the restricted charitable purpose annually.

Net assets in the amount of \$2,846,509 and \$2,212,128 were released from restrictions during 2024 and 2023, respectively, by incurring expenses satisfying the purpose or time restrictions specified by donors.

9. Commitments and Contingencies

The Foundation leases an office facility under non-cancelable long-term operating leases that expired in June 2021. Effective November 1, 2021, the lease agreement was amended, an additional space was surrendered, and the monthly rent was adjusted to \$8,313 effective November 1, 2021. The lease term was extended for another year and expired on October 31, 2023.

I Have a Dream Foundation

Notes to Financial Statements

August 31, 2024 and 2023

9. Commitments and Contingencies (continued)

Upon expiration of the lease, the term moved to month-to-month and a 3% increase was added to fixed monthly lease payment.

Rent expense for the office facility and equipment, including operating expenses for the office facility, for the years ended August 31, 2024 and 2023 amounted to \$129,456 and \$111,646, respectively.

10. Employee Benefit Plan

The Foundation sponsors a 403(b) tax deferred annuity plan covering all eligible employees. The plan permits employees to contribute a percentage of their compensation to the plan on a pre-tax basis subject to annual limitations set by the Internal Revenue Service. All employee contributions are fully vested. The Foundation does not contribute to the plan.

11. Compensated Absences

Employees of the Foundation are entitled to paid vacation and sick days. Compensated absences for paid vacation and sick days have been estimated to be approximately \$37,824 and \$36,800 for the years ended August 31, 2024 and 2023, respectively, and is included in accrued expenses and other liabilities on the accompanying statement of financial position.

The Foundation allows employees to carry over five unused vacation and sick days to the next fiscal year. Requests to carry over unused vacation and sick days in excess of five days need to be submitted in writing to the President of the Foundation no later than one month prior to the end of the fiscal year.

I Have a Dream Foundation

Notes to Financial Statements

August 31, 2024 and 2023

12. Prior Period Restatement

The Foundation has restated beginning net assets in the statement of net position and statement of activities to reflect eligible expenses reported in prior years under the OJJDP grant following a grant budget amendment. The restatement is summarized as follows:

	September 1, 2022 as Originally Stated	Restatement	September 1, 2022 as Restated
Grants receivable	-	7,392	7,392
Accrued expenses	(100,949)	(27,106)	(128,055)
Net assets	(3,203,092)	19,714	(3,183,378)
	September 1, 2023 as Originally Stated	Restatement	September 1, 2023 as Restated
Grants receivable	-	76,288	76,288
Accrued expenses	(76,314)	(107,114)	(183,428)
Net assets	(2,907,136)	30,826	(2,876,310)

13. Subsequent Events

The Organization evaluated all events or transactions that occurred after August 31, 2024 and through March 13, 2025 the date the financial statements were available to be issued.