

NATIONAL PARK TRUST, INC
FINANCIAL STATEMENTS AND
AUDITORS' REPORT
JUNE 30, 2010 AND 2009

STANFIELD & PHILLIPS, LLC

CERTIFIED PUBLIC ACCOUNTANTS

NATIONAL PARK TRUST, INC

CONTENTS

| | <u>Page</u> |
|-----------------------------------|-------------|
| INDEPENDENT AUDITORS' REPORT | 1 |
| FINANCIAL STATEMENTS | |
| STATEMENTS OF FINANCIAL POSITION | 2 |
| STATEMENTS OF ACTIVITIES | 3-4 |
| STATEMENTS OF CASH FLOWS | 5 |
| NOTES TO THE FINANCIAL STATEMENTS | 6-12 |
| SUPPLEMENTAL INFORMATION | |
| SCHEDULE OF FUNCTIONAL EXPENSES | 13 |
| SELECTED GRAPHIC INFORMATION | 14-15 |

STANFIELD & PHILLIPS, LLC

CERTIFIED PUBLIC ACCOUNTANTS

15825 SHADY GROVE ROAD, SUITE 40
ROCKVILLE, MARYLAND 20850-4033
(301) 519-3280 / FAX (301) 519-2790
WWW.SPCPAFIRM.COM

INDEPENDENT AUDITORS' REPORT


The Board of Trustees
NATIONAL PARK TRUST, INC.

We have audited the accompanying statements of financial position of NATIONAL PARK TRUST, INC. as of June 30, 2010 and 2009 and the related statements of activities and cash flows for the years then ended. These financial statements are the responsibility the management of NATIONAL PARK TRUST, INC. Our responsibility is to express an opinion on the financial statements based on our audit.

We conducted our audits in accordance with U.S. generally accepted auditing standards. Those standards require that we plan and perform the audits to obtain reasonable assurance about whether the financial statements are free of material misstatement. An audit includes examining, on a test basis, evidence supporting the amounts and disclosures in the financial statements. An audit also includes assessing the accounting principles used and significant estimates made by management, as well as evaluating the overall financial statement presentation. We believe that our audits provide a reasonable basis for our opinion.

In our opinion, the financial statements referred to above present fairly, in all material respects, the financial position of NATIONAL PARK TRUST, INC. as of June 30, 2010 and 2009 and the changes in net assets and its cash flows for the years then ended, in conformity with U.S. generally accepted accounting principles.

We conducted our audits in accordance with U.S. generally accepted auditing standards for the purpose of forming an opinion on the basic financial statements taken as a whole. The supplemental information on pages 13 -15 is presented for purposes of additional analysis and is not a required part of the basic financial statements. Such information has been subjected to the auditing procedures applied in the audit of the basic financial statements and, in our opinion, is fairly stated in all material respects in relation to the basic financial statements taken as a whole.


Rockville, Maryland
September 1, 2010

NATIONAL PARK TRUST, INC
STATEMENTS OF FINANCIAL POSITION
JUNE 30, 2010 AND 2009

ASSETS

| | 2010 | 2009 |
|--|---------------------|---------------------|
| CURRENT ASSETS | | |
| Cash and cash equivalents | \$ 19,615 | \$ 34,698 |
| Contributions receivable, net (NOTE 4) | 141,649 | 170,159 |
| Accrued interest receivable | - | 181 |
| Prepaid expenses | 4,693 | 7,088 |
| Total Current Assets | 165,957 | 212,126 |
| Investments (NOTE 3) | 318,536 | 423,278 |
| Office furniture and equipment, net of accumulated depreciation of \$15,654 and \$14,980, respectively | 1,355 | 2,195 |
| Real estate and related holdings: | | |
| Conservation easement (NOTE 9) | 1,465,100 | 1,465,100 |
| Mineral rights (NOTE 10) | 1,390,600 | 1,390,600 |
| Property for parks (NOTE 11) | 1 | 1 |
| Total real estate and related holdings | 2,855,701 | 2,855,701 |
| TOTAL ASSETS | \$ 3,341,549 | \$ 3,493,300 |

LIABILITIES AND NET ASSETS

| | | |
|---|---------------------|---------------------|
| CURRENT LIABILITIES | | |
| Accounts payable and accrued expenses | \$ 92,051 | \$ 160,814 |
| Total Current Liabilities | 92,051 | 160,814 |
| NET ASSETS | | |
| Unrestricted | | |
| Undesignated | 342,298 | 458,286 |
| Board designated: | | |
| Property held for exempt purposes | 2,855,700 | 2,855,700 |
| Total Unrestricted | 3,197,998 | 3,313,986 |
| Temporarily Restricted (NOTE 7) | 51,500 | 18,500 |
| Total Net Assets | 3,249,498 | 3,332,486 |
| TOTAL LIABILITIES AND NET ASSETS | \$ 3,341,549 | \$ 3,493,300 |

The accompanying notes are an integral part
of these financial statements.

NATIONAL PARK TRUST, INC
STATEMENT OF ACTIVITIES
FOR THE YEAR ENDED JUNE 30, 2010
WITH COMPARATIVE TOTALS FOR 2009

| | 2010 | | | 2009 | |
|---|--------------|---------------------------|------------|------------|-------|
| | UNRESTRICTED | TEMPORARILY RESTRICTED | | TOTAL | TOTAL |
| REVENUE | | | | | |
| Contributions and special fundraising revenue | \$ 521,496 | \$ 50,000 | \$ 571,496 | \$ 438,746 | |
| Investment income (NOTE 4) | 3,078 | - | 3,078 | 15,771 | |
| In-kind contributions (NOTE 13) | - | - | - | 3,250 | |
| Other income | - | - | - | 1,095 | |
| Grants | - | - | - | 3,000 | |
| TOTAL REVENUE | 524,574 | 50,000 | 574,574 | 461,862 | |
| NET ASSETS RELEASED FROM RESTRICTIONS | 17,000 | (17,000) | - | - | |
| TOTAL REVENUE AND RECLASSIFICATIONS | \$ 541,574 | \$ 33,000 | \$ 574,574 | \$ 461,862 | |

The accompanying notes are an integral part of these financial statements.

NATIONAL PARK TRUST, INC
STATEMENT OF ACTIVITIES
FOR THE YEAR ENDED JUNE 30, 2010
WITH COMPARATIVE TOTALS FOR 2009

| | 2010 | | | 2009 | |
|--|---------------------|---------------------------|---------------------|---------------------|-------|
| | UNRESTRICTED | TEMPORARILY RESTRICTED | | TOTAL | TOTAL |
| EXPENSES | | | | | |
| Program Services: | | | | | |
| Land conservation | \$ 292,994 | \$ - | \$ 292,994 | \$ 178,575 | |
| Public education | 197,040 | - | 197,040 | 248,385 | |
| Membership | 49,470 | - | 49,470 | 100,326 | |
| Total program services | <u>539,504</u> | <u>-</u> | <u>539,504</u> | <u>527,286</u> | |
| Supporting Services: | | | | | |
| Membership development | 16,527 | - | 16,527 | 21,680 | |
| General and administrative | 57,335 | - | 57,335 | 98,404 | |
| Fundraising | 47,706 | - | 47,706 | 39,995 | |
| | <u>121,569</u> | <u>-</u> | <u>121,569</u> | <u>160,079</u> | |
| TOTAL EXPENSES | 661,072 | - | 661,072 | 687,365 | |
| CHANGES IN NET ASSETS BEFORE NON-OPERATING ITEMS | (119,498) | 33,000 | (86,498) | (225,503) | |
| REALIZED AND UNREALIZED GAINS (LOSSES) ON INVESTMENTS | 3,509 | - | 3,509 | (9,133) | |
| CHANGES IN NET ASSETS | (115,989) | 33,000 | (82,989) | (234,636) | |
| NET ASSETS BEGINNING OF YEAR | 3,313,986 | 18,500 | 3,332,486 | 3,567,122 | |
| END OF YEAR | <u>\$ 3,197,997</u> | <u>\$ 51,500</u> | <u>\$ 3,249,497</u> | <u>\$ 3,332,486</u> | |

The accompanying notes are an integral part of these financial statements.

NATIONAL PARK TRUST, INC
STATEMENTS OF CASH FLOWS
FOR THE YEARS ENDED JUNE 30, 2010 AND 2009

| | <u>2010</u> | <u>2009</u> |
|--|------------------|------------------|
| CASH FLOWS FROM OPERATING ACTIVITIES | | |
| Change in net assets | \$ (82,988) | \$ (234,636) |
| Adjustments to reconcile change in net assets to net cash used for operating activities: | | |
| Realized and unrealized losses | (3,509) | 9,132 |
| Bad debt expense | 16,350 | 26,500 |
| Depreciation | 839 | 1,232 |
| Changes in: | | |
| Receivables and prepaid expenses | 14,736 | 96,757 |
| Accounts payable and accrued expenses | <u>(68,762)</u> | <u>(10,365)</u> |
| Net Cash (Used For) Operating Activities | <u>(123,334)</u> | <u>(111,380)</u> |
| CASH FLOWS FROM INVESTING ACTIVITIES | | |
| Proceeds from sale of investments | 115,900 | 333,077 |
| Purchase of investments, net | (7,649) | (234,247) |
| Fixed asset additions | <u>-</u> | <u>(2,045)</u> |
| Net Cash Provided By Investing Activities | <u>108,251</u> | <u>96,785</u> |
| NET (DECREASE) IN CASH | (15,083) | (14,595) |
| CASH AND CASH EQUIVALENTS | | |
| Beginning of year | <u>34,698</u> | <u>49,293</u> |
| End of year | <u>\$ 19,615</u> | <u>\$ 34,698</u> |

The accompanying notes are an integral part
of these financial statements.

NATIONAL PARK TRUST, INC
NOTES TO THE FINANCIAL STATEMENTS
JUNE 30, 2010 AND 2009

1. ORGANIZATION AND PURPOSE

NATIONAL PARK TRUST, INC.(the Trust) assists in the improvement, protection, and expansion of properties held or managed by the National Park Service of the United States Department of the Interior and by park services of states and localities of the United States. Purposes shall be limited to only charitable, scientific, literary or educational purposes within the meaning of Section 501(c)(3) Internal Revenue Code.

2. SUMMARY OF SIGNIFICANT ACCOUNTING POLICIES

Basis of Accounting

The financial statements of the Trust have been prepared on the accrual basis of accounting in accordance with accounting principles generally accepted in the United States of America.

Basis of Presentation

Net assets and revenues, expenses, gains and losses are classified based on the existence or absence of donor-imposed restrictions. Accordingly, net assets and changes therein are classified as follows:

Unrestricted net assets – Net assets not subject to donor-imposed stipulations.

Temporarily restricted net assets – Net assets subject to donor-imposed stipulations that may or will be met by actions of the Trust and/or the passage of time.

Cash and Cash Equivalents

For the statements of financial position and cash flows, management considers its operating bank accounts to be cash and cash equivalents. Short-term investments are not considered to be cash and cash equivalents.

Investments

The Trust carries investments in equity securities with readily determinable fair values and investments in debt securities at their fair values in the statement of financial position. Fair value is determined, when available, from quoted prices on major markets such as the New York Stock Exchange. Unrealized gains and losses are included in the changes in net assets in the accompanying statement of activities.

Contributions Receivable

The Trust records support from fundraising campaigns in the year in which the fundraising activity occurs.

Property and Equipment

The Trust capitalizes all property and equipment over \$500. Property and equipment is recorded at cost or, if donated, at the approximate fair value at the date of donation. Equipment is being depreciated over estimated useful lives, primarily five years.

NATIONAL PARK TRUST, INC
NOTES TO THE FINANCIAL STATEMENTS (CONTINUED)
JUNE 30, 2010 AND 2009

2. SUMMARY OF SIGNIFICANT ACCOUNTING POLICIES (CONTINUED)

Real Estate and Related Holdings

Real estate and related holdings are recorded at cost if purchased, or, if donated, at fair market value on the date of the donation as determined primarily by one of the following valuation procedures:

- For material donations where a current appraisal is available from a professional qualified appraiser, such value may be adopted when the Trust is satisfied that the appraisal is reasonable.
- For immaterial donations where a current appraisal is not available, the Trust may use alternative methods that are cost effective for the individual circumstances. These methods may include self-appraisal and/or information provided by third parties including brokers, agents and others.

The Trust acquires, either through purchases or donation, real estate and related holding with the intention of holding, selling or transferring for the purpose of preserving the National System of Parks.

Unrestricted Net Assets

Unrestricted net assets consist of undesignated and board designated net assets. Undesignated net assets are funds which are currently available to support daily operations. Board designated net assets consist of unrestricted funds designated by the Board of Trustees for specific purposes.

Revenues and Expenses

Revenues are reported as increases in unrestricted net assets unless use of the related assets is limited by donor-imposed restrictions. Expenses are reported as decreases in unrestricted net assets. Gains and losses on investments and other assets or liabilities are reported as increases or decreases in restricted net assets where their use is restricted by explicit donor stipulation or by law. Expirations of temporary restrictions on net assets by fulfillment of the donor stipulated purposes or by passage of the stipulated time period are reported as reclassifications between the applicable classes of net assets. If the restriction is met in the same period in which the revenue is received, the revenue is recognized as unrestricted support.

Contributions

Contributions, including unconditional promises to give, are recognized as revenues in the period received. Conditional promises to give are not recognized until they become unconditional, that is, at the time when the conditions on which they depend are substantially met. Contributions to be received after one year are discounted at a rate commensurate with the risks involved.

NATIONAL PARK TRUST, INC
NOTES TO THE FINANCIAL STATEMENTS (CONTINUED)
JUNE 30, 2010 AND 2009

2. SUMMARY OF SIGNIFICANT ACCOUNTING POLICIES (CONTINUED)

Taxes

The Trust is a nonprofit organization exempt from federal income tax under Section 501(c)(3) of the Internal Revenue Code, except for income taxes on unrelated business income. The Trust had no activities subject to tax on unrelated business taxable income.

Impairment of Long-lived Assets

Each year, the Trust reviews asset carrying amounts whenever events or circumstances indicate that such carrying amounts may not be recoverable. When considered impaired, the carrying amount of the asset is reduced, by a charge to income, to its current fair value.

Use of Estimates

The preparation of financial statements in conformity with U.S. generally accepted accounting principles requires management to make estimates and assumptions that affect certain reported amounts of assets and liabilities and disclosure of contingent assets and liabilities at the date of the financial statements and reported amounts of revenues and expenses during the reporting period. Actual results could differ from those estimates.

3. INVESTMENTS

Investments are carried at their fair market value and are comprised of the following at June 30:

| | <u>2010</u> | <u>2009</u> |
|---------------------------------------|-------------------|-------------------|
| Cash and cash equivalents | \$ 186,165 | \$ 305,779 |
| Mutual funds | - | 88,595 |
| Corporate securities | 115,465 | 832 |
| Fixed income, asset-backed securities | <u>16,906</u> | <u>28,072</u> |
| | <u>\$ 318,536</u> | <u>\$ 423,278</u> |

The following schedule summarizes investment return at June 30:

| | <u>2010</u> | <u>2009</u> |
|--|-----------------|-----------------|
| Interest and dividend income | \$ 4,627 | \$ 16,970 |
| Realized (losses) gains on investments | (13,730) | 3,861 |
| Unrealized gains (losses) on investments | <u>17,239</u> | <u>(12,994)</u> |
| | <u>\$ 8,136</u> | <u>\$ 7,837</u> |

NATIONAL PARK TRUST, INC
 NOTES TO THE FINANCIAL STATEMENTS (CONTINUED)
 JUNE 30, 2010 AND 2009

4. CONTRIBUTIONS RECEIVABLE

The Trust considers contributions receivable to be fully collectible and are due to be collected within one year. On occasion, the Trust may deem it appropriate to reserve any receivables that have not been collected within one year. Outstanding contributions are reported as contributions receivable in the statement of financial position and are due as follows:

| | 2010 | 2009 |
|----------------------------------|------------|------------|
| Gross contributions receivable | \$ 157,999 | \$ 196,659 |
| Less allowance for uncollectible | (16,350) | (26,500) |
| Net contributions receivable | \$ 141,649 | \$ 170,159 |

5. LEASE COMMITMENTS

The following leases were in force at June 30, 2010:

| Lessor | Property | Terms |
|----------------------|------------------------------|--|
| Jeff Park Associates | Office space in Rockville MD | \$1,952 per month, June 1, 2010 to May 31, 2011, increasing 5% if lease is renewed at end of the term, plus pro-rata share of increase in operating expenses over the base year. |
| BCE Corporation | Copier | \$209 per month, November 1, 2009 to October 31, 2013. |

Total rental expenses were \$27,393 and \$27,233 for the years ended June 30, 2010 and 2009, respectively.

Future minimum annual rental payments under the terms of existing leases are as follows:

Year Ending June 30,

| | |
|-------|-----------|
| 2011 | \$ 23,981 |
| 2012 | 2,508 |
| 2013 | 2,508 |
| 2014 | 836 |
| Total | \$ 29,833 |

NATIONAL PARK TRUST, INC
 NOTES TO THE FINANCIAL STATEMENTS (CONTINUED)
 JUNE 30, 2010 AND 2009

6. RETIREMENT PLAN

The Trust changed their retirement plan policy for eligible employees in June 2009. The Trust is not required to contribute to the plan and no accrued liabilities existed under the "old" plan at June 30, 2010. Employees have the option to contribute to a 401(k) plan.

7. RESTRICTED NET ASSETS

The following is an analysis of restricted net assets at June 30,

| | <u>2010</u> | <u>2009</u> |
|------------------------------------|------------------|------------------|
| Temporarily restricted net assets: | | |
| Contributions receivable | <u>\$ 51,500</u> | <u>\$ 18,500</u> |

The following is an analysis of net assets released from restriction at June 30,

| | <u>2010</u> | <u>2009</u> |
|-------------------|------------------|-------------|
| Specific programs | <u>\$ 17,000</u> | <u>\$ -</u> |

8. CONCENTRATION OF CREDIT RISK

Financial instruments which potentially subject the Trust to a concentration of credit risk consist principally of investments. The Trust places investments with credit worthy financial institutions. By agreements with the individual investment managers, these investments are kept within limits designed to prevent risks caused by concentration. Credit risk with respect to fundraising and other receivables is limited because the Trust deals with a large number of donors. As of June 30, 2010 and 2009, the Trust had no significant concentration of credit risk.

NATIONAL PARK TRUST, INC
 NOTES TO THE FINANCIAL STATEMENTS (CONTINUED)
 JUNE 30, 2010 AND 2009

9. CONSERVATION EASEMENT

The Trust received a contribution of a conservation easement known as the Johnnycake Ranch in Arkansas that represents restrictions over the use and development of land not owned by the Trust. This easement provides for retaining or protecting natural, scenic, historical or open space values of real property, assuring its availability for agricultural, forest, recreation, education or open space use, protecting natural features and resources, maintaining or enhancing air quality or preserving the natural, historical, agricultural, archeological or cultural aspects of real property.

10. MINERAL RIGHTS

During 2008 and 2003, the Trust received donations of mineral rights, and the rights to remove said minerals from 5,676 acres of land situated in Capon District, Hardy County, West Virginia. The surface of the land is owned by the U.S. Department of Agriculture Forest Service. During the year ended June 30, 2010, the Trust expended \$0 in connection with the planned sale and/or donation to the U.S. Forest Service.

11. PROPERTY FOR PARKS

The Trust began its Property for Parks program to receive donation of property, sell it and use the money to help preserve America's parklands. Two of such donated properties lost resale value and were written down to an estimated market value of \$1 each. As of June 30, 2010 and 2009, the value of these properties was \$1 and \$1, respectively.

12. ALLOCATION OF JOINT COST

For years ended June 30, 2010 and 2009, National Park Trust, Inc. followed the American Institute of Certified Public Accountants' Statements of Position 98-2 (SOP 98-2), *Accounting for Costs of Activities of Not-for-Profit Organizations and State and Local Government Entities that Include Fundraising*. National Park Trust, Inc. incurred joint costs related to mailings of Legacy Reports, newsletters, surveys, national park calendars and other educational materials. Joint costs for these activities totaled and were allocated as follows:

| | <u>2010</u> | <u>2009</u> |
|------------------------|------------------|------------------|
| Program services | \$ 30,309 | \$ 71,176 |
| Membership development | <u>7,295</u> | <u>14,269</u> |
| Total | <u>\$ 37,605</u> | <u>\$ 85,445</u> |

13. IN-KIND CONTRIBUTIONS

The Trust received in-kind contributions for printing and videotaping services totaling \$0 and \$3,250 for 2010 and 2009, respectively.

NATIONAL PARK TRUST, INC
NOTES TO THE FINANCIAL STATEMENTS (CONTINUED)
JUNE 30, 2010 AND 2009

14. DESCRIPTION OF PROGRAMS AND SUPPORTING SERVICES

Land conservation and Youth education

This program consists of preservation and expansion of our nation's parks and public lands (the Parks) including those remaining six million plus acres of privately owned lands within the existing 392 units of the national park system and adjacent to the existing Parks. The Trust has acquired lands within approximately 40 units of the Parks.

The Trust seeks to build greater awareness through education, focusing on youth, primarily those underserved and at risk, through its Youth to Parks® program. The Youth to Parks® Scholarship Program works with partner organizations around the country to bring underserved youth to the parks and to cultivate future conservationist and environmental professionals. The Where's Buddy Bison Been?® school program responds to demand for programs to educate and engage youth by fostering understanding of our natural environment and the important role that parks and public lands play in its protection. Through a flexible curriculum enhancement, schools use Buddy Bison as a vehicle for lesson plans in science, history, art and music, writing, and civics, physical fitness, and service.

Public education

The Trust encourages the involvement of a broad array of private citizens groups and individuals, fosters knowledge, stimulates interest, and facilitates participation in the preservation of the Parks. This is accomplished through the printing and publication of the organization's general materials, website, electronic newsletter, press releases, videos, promotional pieces of mail and direct grants to other nonprofit organizations.

Membership and membership development

The Trust began a program of membership to strengthen its base of individual supporters who are committed to the protection of America's parks and public lands, wildlife and historic monuments. Through, newsletters, park calendars, and other educational materials, the Trust educates and involves these members and supporters in its programs.

Management and general

This includes the functions necessary to maintain an equitable employment program; ensure an adequate working environment; provide coordination and articulation of the Trust's program strategy through the Executive Director; maintain competent legal services for the program; assist the volunteer Board of Trustees in setting goals of the Trust and manage the financial and budgetary responsibilities of the Trust.

Fundraising

Fundraising provides the structure necessary to encourage and secure private financial support from individuals, foundations, and corporations and encompasses the identification, cultivation, and expansion of the Trust's donor base of supporters.

15. SUBSEQUENT EVENTS


In accordance with FASB ASC 855, the Trust evaluated subsequent events through September 1, 2010, the date these financial statements were available to be issued. There were no material subsequent events that required recognition or additional disclosure in these financial statements.

NATIONAL PARK TRUST
SCHEDULE OF FUNCTIONAL EXPENSES
FOR THE YEAR ENDED JUNE 30, 2009
WITH COMPARATIVE TOTALS FOR JUNE 30, 2010

| | Program Services | | | | Support Services | | | | Totals | |
|--------------------------------|-------------------|-------------------|------------------------|-------------------|----------------------|------------------------|------------------|---------------------------|----------------------|----------------------|
| | Land Conservation | Public Education | Total Program Services | | Management & General | Membership Development | Fundraising | Total Supporting Services | Combined Totals 2010 | Combined Totals 2009 |
| | | | Membership | Services | | | | | | |
| Professional & Outside Service | \$ 66,584 | \$ 32,820 | \$ 6,279 | \$ 105,683 | \$ 4,623 | \$ 3,180 | \$ 5,808 | \$ 13,612 | \$ 119,295 | \$ 135,097 |
| Salaries & Benefits | 91,365 | 86,111 | 22,945 | 200,422 | 37,446 | 3,786 | 26,875 | 68,107 | 268,528 | 324,147 |
| Production & Printing | 2,550 | 12,007 | 4,160 | 18,717 | 300 | 1,999 | 851 | 3,151 | 21,867 | 29,671 |
| Postage & Delivery | 1,670 | 5,468 | 4,675 | 11,812 | 571 | 2,256 | 359 | 3,186 | 14,998 | 19,566 |
| Rent | 8,492 | 7,670 | 2,465 | 18,627 | 4,931 | 1,370 | 2,465 | 8,766 | 27,393 | 26,841 |
| Bad Debt Expense | 5,069 | 4,578 | 1,472 | 11,118 | 2,943 | 818 | 1,472 | 5,232 | 16,350 | 26,500 |
| Travel & Conference | 18,662 | 20,580 | 837 | 40,079 | 1,675 | 465 | 6,821 | 8,961 | 49,040 | 31,949 |
| Newsletter & Public Education | 6,858 | 8,124 | - | 14,983 | - | - | - | - | 14,983 | 18,003 |
| Insurance, Licenses & Taxes | 3,391 | 3,813 | 1,998 | 9,202 | 1,735 | 1,022 | 868 | 3,625 | 12,827 | 12,675 |
| List Rental & Related Expense | - | - | - | - | - | - | - | - | - | - |
| Dues & Subscription | 1,813 | 2,395 | 34 | 4,242 | 68 | 19 | 34 | 120 | 4,362 | 2,376 |
| Repairs & Maintenance | - | - | - | - | - | - | - | - | - | 395 |
| Telephone | 2,012 | 1,489 | 477 | 3,978 | 954 | 265 | 477 | 1,695 | 5,673 | 6,161 |
| Bank and Merchant Service Fees | 742 | 2,134 | 2,776 | 5,652 | 431 | 830 | 484 | 1,745 | 7,397 | 5,452 |
| Office & Equipment Expense | 10,303 | 2,463 | 526 | 13,292 | 807 | 282 | 766 | 1,855 | 15,146 | 8,398 |
| Computer Services | 5,717 | 7,151 | 751 | 13,619 | 701 | 195 | 351 | 1,246 | 14,865 | 7,902 |
| Depreciation | 260 | 235 | 76 | 571 | 151 | 42 | 76 | 269 | 839 | 1,231 |
| Program Grants | 67,507 | - | - | 67,507 | - | - | - | - | 67,507 | 31,000 |
| Totals | \$ 292,994 | \$ 197,040 | \$ 49,470 | \$ 539,504 | \$ 57,335 | \$ 16,527 | \$ 47,706 | \$ 121,569 | \$ 661,072 | \$ 687,365 |

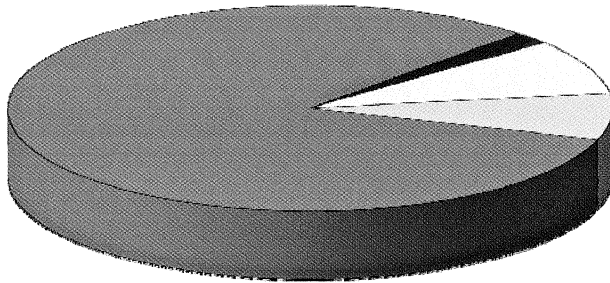
NATIONAL PARK TRUST, INC.
SELECTED GRAPHIC INFORMATION
FOR THE YEAR ENDED JUNE 30, 2010

2010 Support and Revenue



| |
|------------------------------------|
| ■ Contributions and grants - 99.5% |
| ■ Investment income - 0.5% |
| □ Other income - 0% |


2010 Expenses



| |
|---------------------------------|
| ■ Programs - 82.1% |
| ■ Membership development - 2.0% |
| □ Management and general - 8.7% |
| □ Fundraising - 7.2% |

NATIONAL PARK TRUST, INC.
SELECTED GRAPHIC INFORMATION
FOR THE YEAR ENDED JUNE 30, 2009

2009 Support and Revenue



2009 Expenses

