

Return of Organization Exempt From Income Tax
Under section 501(c), 527, or 4947(a)(1) of the Internal Revenue Code (except private foundations)

▶ Do not enter social security numbers on this form as it may be made public.
▶ Information about Form 990 and its instructions is at www.irs.gov/form990.

2015
Open to Public Inspection

A For the 2015 calendar year, or tax year beginning , and ending

B Check if applicable:
 Address change
 Name change
 Initial return
 Final return/terminated
 Amended return
 Application pending

C Name of organization: **WALLINGFORD PUBLIC ACCESS ASSOCIATION, INC.**
 Doing business as
 Number and street (or P.O. box if mail is not delivered to street address) Room/suite
28 SOUTH ORCHARD STREET
 City or town, state or province, country, and ZIP or foreign postal code
WALLINGFORD CT 06492

D Employer identification number: **06-1378847**
E Telephone number: **203-294-9722**
G Gross receipts \$: **318,086**

F Name and address of principal officer:
RIYAD LAHNIN
5 ROBERTS LANE
WALLINGFORD CT 06492

H(a) Is this a group return for subordinates? Yes No
H(b) Are all subordinates included? Yes No
 If "No," attach a list. (see instructions)

I Tax-exempt status: 501(c)(3) 501(c) () (insert no.) 4947(a)(1) or 527

J Website: **WPAA.TV**

K Form of organization: Corporation Trust Association Other ▶

L Year of formation: **1994** **M** State of legal domicile: **CT**

Part I Summary

Activities & Governance	1 Briefly describe the organization's mission or most significant activities: WPAA - CABLE TV FACILITATES THE PRODUCTION AND CABLECAST OF WALLINGFORD PUBLIC ACCESS PROGRAMMING.			
	2 Check this box <input type="checkbox"/> if the organization discontinued its operations or disposed of more than 25% of its net assets.			
	3	Number of voting members of the governing body (Part VI, line 1a)		
	4	Number of independent voting members of the governing body (Part VI, line 1b)		
	5	Total number of individuals employed in calendar year 2015 (Part V, line 2a)		
	6	Total number of volunteers (estimate if necessary)		
	7a	Total unrelated business revenue from Part VIII, column (C), line 12		
7b	Net unrelated business taxable income from Form 990-T, line 34			
Revenue	8 Contributions and grants (Part VIII, line 1h)		Prior Year	Current Year
	9 Program service revenue (Part VIII, line 2g)		94,505	318,068
	10 Investment income (Part VIII, column (A), lines 3, 4, and 7d)		14	18
	11 Other revenue (Part VIII, column (A), lines 5, 6d, 8c, 9c, 10c, and 11e)			0
	12 Total revenue - add lines 8 through 11 (must equal Part VIII, column (A), line 12)		94,519	318,086
Expenses	13 Grants and similar amounts paid (Part IX, column (A), lines 1-3)			0
	14 Benefits paid to or for members (Part IX, column (A), line 4)			0
	15 Salaries, other compensation, employee benefits (Part IX, column (A), lines 5-10)		15,259	22,458
	16a Professional fundraising fees (Part IX, column (A), line 11e)			0
	b Total fundraising expenses (Part IX, column (D), line 25) ▶		0	
17 Other expenses (Part IX, column (A), lines 11a-11d, 11f-24e)		77,548	293,746	
18 Total expenses. Add lines 13-17 (must equal Part IX, column (A), line 25)		92,807	316,204	
19 Revenue less expenses. Subtract line 18 from line 12		1,712	1,882	
Net Assets or Fund Balances	20 Total assets (Part X, line 16)		Beginning of Current Year	End of Year
	21 Total liabilities (Part X, line 26)		407,303	395,284
	22 Net assets or fund balances. Subtract line 21 from line 20		118,195	104,293
		289,108	290,991	

Part II Signature Block

Under penalties of perjury, I declare that I have examined this return, including accompanying schedules and statements, and to the best of my knowledge and belief, it is true, correct, and complete. Declaration of preparer (other than officer) is based on all information of which preparer has any knowledge.

Sign Here
 Signature of officer: *Curt Huizenga* Date: **11/11/16**
CURT HUIZENGA VICE PRESIDENT
 Type or print name and title

Paid Preparer Use Only
 Print/Type preparer's name: **MARY F. MASCOLA** Preparer's signature: *Mary F Mascola CPA* Date: **11/11/16** Check if self-employed PTIN: **[REDACTED]**
 Firm's name: **DAVIS, MASCOLA & PHILLIPS, LLC** Firm's EIN: **41-2072419**
 Firm's address: **1062 BARNES RD., STE 203 WALLINGFORD, CT 06492-2576** Phone no.: **203-265-0488**

May the IRS discuss this return with the preparer shown above? (see instructions) Yes No

Part III Statement of Program Service Accomplishments

Check if Schedule O contains a response or note to any line in this Part III

1 Briefly describe the organization's mission:

WPAA - CABLE TV FACILITATES THE PRODUCTION AND CABLECAST OF WALLINGFORD PUBLIC ACCESS PROGRAMMING.

2 Did the organization undertake any significant program services during the year which were not listed on the prior Form 990 or 990-EZ? Yes No

If "Yes," describe these new services on Schedule O.

3 Did the organization cease conducting, or make significant changes in how it conducts, any program services? Yes No

If "Yes," describe these changes on Schedule O.

4 Describe the organization's program service accomplishments for each of its three largest program services, as measured by expenses. Section 501(c)(3) and 501(c)(4) organizations are required to report the amount of grants and allocations to others, the total expenses, and revenue, if any, for each program service reported.

4a (Code:) (Expenses \$ 73,719 including grants of \$) (Revenue \$) PRODUCTION AND CABLECAST OF WALLINGFORD PUBLIC ACCESS PROGRAMMING.

4b (Code:) (Expenses \$ including grants of \$) (Revenue \$)

4c (Code:) (Expenses \$ including grants of \$) (Revenue \$)

4d Other program services (Describe in Schedule O.) (Expenses \$ 238,380 including grants of \$) (Revenue \$)

4e Total program service expenses 312,099

Part IV Checklist of Required Schedules

		Yes	No
1	Is the organization described in section 501(c)(3) or 4947(a)(1) (other than a private foundation)? If "Yes," complete Schedule A	X	
2	Is the organization required to complete Schedule B, Schedule of Contributors (see instructions)?		X
3	Did the organization engage in direct or indirect political campaign activities on behalf of or in opposition to candidates for public office? If "Yes," complete Schedule C, Part I		X
4	Section 501(c)(3) organizations. Did the organization engage in lobbying activities, or have a section 501(h) election in effect during the tax year? If "Yes," complete Schedule C, Part II		X
5	Is the organization a section 501(c)(4), 501(c)(5), or 501(c)(6) organization that receives membership dues, assessments, or similar amounts as defined in Revenue Procedure 98-19? If "Yes," complete Schedule C, Part III		X
6	Did the organization maintain any donor advised funds or any similar funds or accounts for which donors have the right to provide advice on the distribution or investment of amounts in such funds or accounts? If "Yes," complete Schedule D, Part I		X
7	Did the organization receive or hold a conservation easement, including easements to preserve open space, the environment, historic land areas, or historic structures? If "Yes," complete Schedule D, Part II		X
8	Did the organization maintain collections of works of art, historical treasures, or other similar assets? If "Yes," complete Schedule D, Part III		X
9	Did the organization report an amount in Part X, line 21, for escrow or custodial account liability, serve as a custodian for amounts not listed in Part X; or provide credit counseling, debt management, credit repair, or debt negotiation services? If "Yes," complete Schedule D, Part IV		X
10	Did the organization, directly or through a related organization, hold assets in temporarily restricted endowments, permanent endowments, or quasi-endowments? If "Yes," complete Schedule D, Part V		X
11	If the organization's answer to any of the following questions is "Yes," then complete Schedule D, Parts VI, VII, VIII, IX, or X as applicable.		
a	Did the organization report an amount for land, buildings, and equipment in Part X, line 10? If "Yes," complete Schedule D, Part VI	X	
b	Did the organization report an amount for investments—other securities in Part X, line 12 that is 5% or more of its total assets reported in Part X, line 16? If "Yes," complete Schedule D, Part VII		X
c	Did the organization report an amount for investments—program related in Part X, line 13 that is 5% or more of its total assets reported in Part X, line 16? If "Yes," complete Schedule D, Part VIII		X
d	Did the organization report an amount for other assets in Part X, line 15 that is 5% or more of its total assets reported in Part X, line 16? If "Yes," complete Schedule D, Part IX		X
e	Did the organization report an amount for other liabilities in Part X, line 25? If "Yes," complete Schedule D, Part X	X	
f	Did the organization's separate or consolidated financial statements for the tax year include a footnote that addresses the organization's liability for uncertain tax positions under FIN 48 (ASC 740)? If "Yes," complete Schedule D, Part X		X
12a	Did the organization obtain separate, independent audited financial statements for the tax year? If "Yes," complete Schedule D, Parts XI and XII		X
b	Was the organization included in consolidated, independent audited financial statements for the tax year? If "Yes," and if the organization answered "No" to line 12a, then completing Schedule D, Parts XI and XII is optional		X
13	Is the organization a school described in section 170(b)(1)(A)(ii)? If "Yes," complete Schedule E		X
14a	Did the organization maintain an office, employees, or agents outside of the United States?		X
b	Did the organization have aggregate revenues or expenses of more than \$10,000 from grantmaking, fundraising, business, investment, and program service activities outside the United States, or aggregate foreign investments valued at \$100,000 or more? If "Yes," complete Schedule F, Parts I and IV		X
15	Did the organization report on Part IX, column (A), line 3, more than \$5,000 of grants or other assistance to or for any foreign organization? If "Yes," complete Schedule F, Parts II and IV		X
16	Did the organization report on Part IX, column (A), line 3, more than \$5,000 of aggregate grants or other assistance to or for foreign individuals? If "Yes," complete Schedule F, Parts III and IV		X
17	Did the organization report a total of more than \$15,000 of expenses for professional fundraising services on Part IX, column (A), lines 6 and 11e? If "Yes," complete Schedule G, Part I (see instructions)		X
18	Did the organization report more than \$15,000 total of fundraising event gross income and contributions on Part VIII, lines 1c and 8a? If "Yes," complete Schedule G, Part II		X
19	Did the organization report more than \$15,000 of gross income from gaming activities on Part VIII, line 9a? If "Yes," complete Schedule G, Part III		X

Part IV Checklist of Required Schedules (continued)

	Yes	No
20a Did the organization operate one or more hospital facilities? If "Yes," complete Schedule H		X
b If "Yes" to line 20a, did the organization attach a copy of its audited financial statements to this return?		
21 Did the organization report more than \$5,000 of grants or other assistance to any domestic organization or domestic government on Part IX, column (A), line 1? If "Yes," complete Schedule I, Parts I and II		X
22 Did the organization report more than \$5,000 of grants or other assistance to or for domestic individuals on Part IX, column (A), line 2? If "Yes," complete Schedule I, Parts I and III		X
23 Did the organization answer "Yes" to Part VII, Section A, line 3, 4, or 5 about compensation of the organization's current and former officers, directors, trustees, key employees, and highest compensated employees? If "Yes," complete Schedule J		X
24a Did the organization have a tax-exempt bond issue with an outstanding principal amount of more than \$100,000 as of the last day of the year, that was issued after December 31, 2002? If "Yes," answer lines 24b through 24d and complete Schedule K. If "No," go to line 25a		X
b Did the organization invest any proceeds of tax-exempt bonds beyond a temporary period exception?		
c Did the organization maintain an escrow account other than a refunding escrow at any time during the year to defease any tax-exempt bonds?		
d Did the organization act as an "on behalf of" issuer for bonds outstanding at any time during the year?		
25a Section 501(c)(3), 501(c)(4), and 501(c)(29) organizations. Did the organization engage in an excess benefit transaction with a disqualified person during the year? If "Yes," complete Schedule L, Part I		X
b Is the organization aware that it engaged in an excess benefit transaction with a disqualified person in a prior year, and that the transaction has not been reported on any of the organization's prior Forms 990 or 990-EZ? If "Yes," complete Schedule L, Part I		X
26 Did the organization report any amount on Part X, line 5, 6, or 22 for receivables from or payables to any current or former officers, directors, trustees, key employees, highest compensated employees, or disqualified persons? If "Yes," complete Schedule L, Part II		X
27 Did the organization provide a grant or other assistance to an officer, director, trustee, key employee, substantial contributor or employee thereof, a grant selection committee member, or to a 35% controlled entity or family member of any of these persons? If "Yes," complete Schedule L, Part III		X
28 Was the organization a party to a business transaction with one of the following parties (see Schedule L, Part IV instructions for applicable filing thresholds, conditions, and exceptions):		
a A current or former officer, director, trustee, or key employee? If "Yes," complete Schedule L, Part IV		X
b A family member of a current or former officer, director, trustee, or key employee? If "Yes," complete Schedule L, Part IV		X
c An entity of which a current or former officer, director, trustee, or key employee (or a family member thereof) was an officer, director, trustee, or direct or indirect owner? If "Yes," complete Schedule L, Part IV		X
29 Did the organization receive more than \$25,000 in non-cash contributions? If "Yes," complete Schedule M		X
30 Did the organization receive contributions of art, historical treasures, or other similar assets, or qualified conservation contributions? If "Yes," complete Schedule M		X
31 Did the organization liquidate, terminate, or dissolve and cease operations? If "Yes," complete Schedule N, Part I		X
32 Did the organization sell, exchange, dispose of, or transfer more than 25% of its net assets? If "Yes," complete Schedule N, Part II		X
33 Did the organization own 100% of an entity disregarded as separate from the organization under Regulations sections 301.7701-2 and 301.7701-3? If "Yes," complete Schedule R, Part I		X
34 Was the organization related to any tax-exempt or taxable entity? If "Yes," complete Schedule R, Parts II, III, or IV, and Part V, line 1		X
35a Did the organization have a controlled entity within the meaning of section 512(b)(13)?		X
b If "Yes" to line 35a, did the organization receive any payment from or engage in any transaction with a controlled entity within the meaning of section 512(b)(13)? If "Yes," complete Schedule R, Part V, line 2		
36 Section 501(c)(3) organizations. Did the organization make any transfers to an exempt non-charitable related organization? If "Yes," complete Schedule R, Part V, line 2		X
37 Did the organization conduct more than 5% of its activities through an entity that is not a related organization and that is treated as a partnership for federal income tax purposes? If "Yes," complete Schedule R, Part VI		X
38 Did the organization complete Schedule O and provide explanations in Schedule O for Part VI, lines 11b and 19? Note. All Form 990 filers are required to complete Schedule O.	X	

Part V Statements Regarding Other IRS Filings and Tax Compliance

Check if Schedule O contains a response or note to any line in this Part V

Table with columns for question numbers (1a-14b), Yes/No checkboxes, and numerical responses (e.g., 4, 0, 9, X). Includes questions about Form 1096, Form W-2G, Form W-3, and various tax shelter and contribution rules.

Part VI Governance, Management, and Disclosure For each "Yes" response to lines 2 through 7b below, and for a "No" response to line 8a, 8b, or 10b below, describe the circumstances, processes, or changes in Schedule O. See instructions. Check if Schedule O contains a response or note to any line in this Part VI

Section A. Governing Body and Management

		Yes	No
1a	Enter the number of voting members of the governing body at the end of the tax year If there are material differences in voting rights among members of the governing body, or if the governing body delegated broad authority to an executive committee or similar committee, explain in Schedule O.		
	9		
b	Enter the number of voting members included in line 1a, above, who are independent		
	9		
2	Did any officer, director, trustee, or key employee have a family relationship or a business relationship with any other officer, director, trustee, or key employee?		X
3	Did the organization delegate control over management duties customarily performed by or under the direct supervision of officers, directors, or trustees, or key employees to a management company or other person?		X
4	Did the organization make any significant changes to its governing documents since the prior Form 990 was filed?		X
5	Did the organization become aware during the year of a significant diversion of the organization's assets?		X
6	Did the organization have members or stockholders?	X	
7a	Did the organization have members, stockholders, or other persons who had the power to elect or appoint one or more members of the governing body?	X	
b	Are any governance decisions of the organization reserved to (or subject to approval by) members, stockholders, or persons other than the governing body?	X	
8	Did the organization contemporaneously document the meetings held or written actions undertaken during the year by the following:		
a	The governing body?	X	
b	Each committee with authority to act on behalf of the governing body?	X	
9	Is there any officer, director, trustee, or key employee listed in Part VII, Section A, who cannot be reached at the organization's mailing address? If "Yes," provide the names and addresses in Schedule O		X
	9		

Section B. Policies (This Section B requests information about policies not required by the Internal Revenue Code.)

		Yes	No
10a	Did the organization have local chapters, branches, or affiliates?		X
b	If "Yes," did the organization have written policies and procedures governing the activities of such chapters, affiliates, and branches to ensure their operations are consistent with the organization's exempt purposes?		
	10b		
11a	Has the organization provided a complete copy of this Form 990 to all members of its governing body before filing the form?	X	
b	Describe in Schedule O the process, if any, used by the organization to review this Form 990.		
12a	Did the organization have a written conflict of interest policy? If "No," go to line 13		X
b	Were officers, directors, or trustees, and key employees required to disclose annually interests that could give rise to conflicts?		
c	Did the organization regularly and consistently monitor and enforce compliance with the policy? If "Yes," describe in Schedule O how this was done		
	12c		
13	Did the organization have a written whistleblower policy?		X
14	Did the organization have a written document retention and destruction policy?		X
15	Did the process for determining compensation of the following persons include a review and approval by independent persons, comparability data, and contemporaneous substantiation of the deliberation and decision?		
a	The organization's CEO, Executive Director, or top management official		X
b	Other officers or key employees of the organization If "Yes" to line 15a or 15b, describe the process in Schedule O (see instructions).		X
	15b		
16a	Did the organization invest in, contribute assets to, or participate in a joint venture or similar arrangement with a taxable entity during the year?		X
b	If "Yes," did the organization follow a written policy or procedure requiring the organization to evaluate its participation in joint venture arrangements under applicable federal tax law, and take steps to safeguard the organization's exempt status with respect to such arrangements?		
	16b		

Section C. Disclosure

- 17** List the states with which a copy of this Form 990 is required to be filed **▶ CT**
- 18** Section 6104 requires an organization to make its Forms 1023 (or 1024 if applicable), 990, and 990-T (Section 501(c)(3)s only) available for public inspection. Indicate how you made these available. Check all that apply.
 Own website Another's website Upon request Other (explain in Schedule O)
- 19** Describe in Schedule O whether (and if so, how) the organization made its governing documents, conflict of interest policy, and financial statements available to the public during the tax year.
- 20** State the name, address, and telephone number of the person who possesses the organization's books and records: **▶**

CURT HUIZENGA
WALLINGFORD

36 SURREY DRIVE

CT 06492

203-294-9722

Part VII Compensation of Officers, Directors, Trustees, Key Employees, Highest Compensated Employees, and Independent Contractors

Check if Schedule O contains a response or note to any line in this Part VII

Section A. Officers, Directors, Trustees, Key Employees, and Highest Compensated Employees

1a Complete this table for all persons required to be listed. Report compensation for the calendar year ending with or within the organization's tax year.

- List all of the organization's **current** officers, directors, trustees (whether individuals or organizations), regardless of amount of compensation. Enter -0- in columns (D), (E), and (F) if no compensation was paid.
- List all of the organization's **current** key employees, if any. See instructions for definition of "key employee."
- List the organization's five **current** highest compensated employees (other than an officer, director, trustee, or key employee) who received reportable compensation (Box 5 of Form W-2 and/or Box 7 of Form 1099-MISC) of more than \$100,000 from the organization and any related organizations.
- List all of the organization's **former** officers, key employees, and highest compensated employees who received more than \$100,000 of reportable compensation from the organization and any related organizations.
- List all of the organization's **former directors or trustees** that received, in the capacity as a former director or trustee of the organization, more than \$10,000 of reportable compensation from the organization and any related organizations.

List persons in the following order: individual trustees or directors; institutional trustees; officers; key employees; highest compensated employees; and former such persons.

Check this box if neither the organization nor any related organization compensated any current officer, director, or trustee.

(A) Name and Title	(B) Average hours per week (list any hours for related organizations below dotted line)	(C) Position (do not check more than one box, unless person is both an officer and a director/trustee)						(D) Reportable compensation from the organization (W-2/1099-MISC)	(E) Reportable compensation from related organizations (W-2/1099-MISC)	(F) Estimated amount of other compensation from the organization and related organizations
		Individual trustee or director	Institutional trustee	Officer	Key employee	Highest compensated employee	Former			
(1) SUSAN HUIZENGA	40.00									
EXUCUTIVE DIRECTOR	0.00	X		X			0	0	0	
(2) RIYAD LAHNIN	3.00									
PRESIDENT	0.00	X		X			0	0	0	
(3) CURT HUIZENGA	5.00									
VICE PRESIDENT	0.00	X		X			0	0	0	
(4) MICHAEL PROSCINO	2.00									
TREASURER	0.00	X		X			0	0	0	
(5) JARED MARMITT	2.00									
BOARD MEMBER	0.00	X					0	0	0	
(6) JAMES CHORDAS	1.00									
BOARD MEMBER	0.00	X					0	0	0	
(7) NELSON FORD	1.00									
BOARD MEMBER	0.00	X					0	0	0	
(8) JOSEPH ALLARD	1.00									
BOARD MEMBER	0.00	X					0	0	0	
(9) CASSANDRA ALLEN	1.00									
BOARD MEMBER	0.00	X					0	0	0	
(10)										
(11)										

Part VIII Statement of Revenue

Check if Schedule O contains a response or note to any line in this Part VIII

Table with columns: (A) Total revenue, (B) Related or exempt function revenue, (C) Unrelated business revenue, (D) Revenue excluded from tax under sections 512-514. Rows include: Contributions, Gifts, Grants and Other Similar Amounts (1a-1f); Program Service Revenue (2a-2g); Other Revenue (3-11e); and Total revenue (12).

Part IX Statement of Functional Expenses

Section 501(c)(3) and 501(c)(4) organizations must complete all columns. All other organizations must complete column (A).

Check if Schedule O contains a response or note to any line in this Part IX

Do not include amounts reported on lines 6b, 7b, 8b, 9b, and 10b of Part VIII.	(A) Total expenses	(B) Program service expenses	(C) Management and general expenses	(D) Fundraising expenses
1 Grants and other assistance to domestic organizations and domestic governments. See Part IV, line 21				
2 Grants and other assistance to domestic individuals. See Part IV, line 22				
3 Grants and other assistance to foreign organizations, foreign governments, and foreign individuals. See Part IV, lines 15 and 16				
4 Benefits paid to or for members				
5 Compensation of current officers, directors, trustees, and key employees				
6 Compensation not included above, to disqualified persons (as defined under section 4958(f)(1)) and persons described in section 4958(c)(3)(B)				
7 Other salaries and wages	20,951	20,951		
8 Pension plan accruals and contributions (include section 401(k) and 403(b) employer contributions)				
9 Other employee benefits				
10 Payroll taxes	1,507	1,507		
11 Fees for services (non-employees):				
a Management				
b Legal				
c Accounting	1,900		1,900	
d Lobbying				
e Professional fundraising services. See Part IV, line 17				
f Investment management fees				
g Other. (If line 11g amount exceeds 10% of line 25, column (A) amount, list line 11g expenses on Schedule O.)				
12 Advertising and promotion	2,515	2,515		
13 Office expenses	4,147	4,147		
14 Information technology				
15 Royalties				
16 Occupancy	17,039	17,039		
17 Travel				
18 Payments of travel or entertainment expenses for any federal, state, or local public officials				
19 Conferences, conventions, and meetings	1,242	1,242		
20 Interest				
21 Payments to affiliates				
22 Depreciation, depletion, and amortization	240,585	238,380	2,205	
23 Insurance	481	481		
24 Other expenses. Itemize expenses not covered above (List miscellaneous expenses in line 24e. If line 24e amount exceeds 10% of line 25, column (A) amount, list line 24e expenses on Schedule O.)				
a FIELD AND PORTABLE SUPPLI	8,933	8,933		
b COMMUNITY SRV & SUPPORT	4,879	4,879		
c FOOD FOR WPAA VOLUNTEERS	3,299	3,299		
d STUDIO PRODUCTION SUPPLIE	3,178	3,178		
e All other expenses	5,548	5,548		
25 Total functional expenses. Add lines 1 through 24e	316,204	312,099	4,105	0
26 Joint costs. Complete this line only if the organization reported in column (B) joint costs from a combined educational campaign and fundraising solicitation. Check here <input type="checkbox"/> if following SOP 98-2 (ASC 958-720)				

Part X Balance Sheet

Check if Schedule O contains a response or note to any line in this Part X

		(A) Beginning of year		(B) End of year	
Assets	1 Cash—non-interest bearing	26,752	1		
	2 Savings and temporary cash investments		2	28,405	
	3 Pledges and grants receivable, net		3		
	4 Accounts receivable, net		4		
	5 Loans and other receivables from current and former officers, directors, trustees, key employees, and highest compensated employees. Complete Part II of Schedule L		5		
	6 Loans and other receivables from other disqualified persons (as defined under section 4958(f)(1)), persons described in section 4958(c)(3)(B), and contributing employers and sponsoring organizations of section 501(c)(9) voluntary employees' beneficiary organizations (see instructions). Complete Part II of Schedule L		6		
	7 Notes and loans receivable, net		7		
	8 Inventories for sale or use		8		
	9 Prepaid expenses and deferred charges		9		
	10a Land, buildings, and equipment: cost or other basis. Complete Part VI of Schedule D	10a 771,059			
	b Less: accumulated depreciation	10b 404,180	380,551	10c	366,879
	11 Investments—publicly traded securities		11		
	12 Investments—other securities. See Part IV, line 11		12		
	13 Investments—program-related. See Part IV, line 11		13		
	14 Intangible assets		14		
	15 Other assets. See Part IV, line 11		15		
16 Total assets. Add lines 1 through 15 (must equal line 34)		407,303	16	395,284	
Liabilities	17 Accounts payable and accrued expenses		17		
	18 Grants payable		18		
	19 Deferred revenue		19		
	20 Tax-exempt bond liabilities		20		
	21 Escrow or custodial account liability. Complete Part IV of Schedule D		21		
	22 Loans and other payables to current and former officers, directors, trustees, key employees, highest compensated employees, and disqualified persons. Complete Part II of Schedule L		22		
	23 Secured mortgages and notes payable to unrelated third parties		23		
	24 Unsecured notes and loans payable to unrelated third parties		24		
	25 Other liabilities (including federal income tax, payables to related third parties, and other liabilities not included on lines 17-24). Complete Part X of Schedule D	118,195	25	104,293	
	26 Total liabilities. Add lines 17 through 25	118,195	26	104,293	
Net Assets or Fund Balances	Organizations that follow SFAS 117 (ASC 958), check here <input checked="" type="checkbox"/> and complete lines 27 through 29, and lines 33 and 34.				
	27 Unrestricted net assets	289,108	27	290,991	
	28 Temporarily restricted net assets		28		
	29 Permanently restricted net assets		29		
	Organizations that do not follow SFAS 117 (ASC 958), check here <input type="checkbox"/> and complete lines 30 through 34.				
	30 Capital stock or trust principal, or current funds		30		
	31 Paid-in or capital surplus, or land, building, or equipment fund		31		
	32 Retained earnings, endowment, accumulated income, or other funds		32		
33 Total net assets or fund balances	289,108	33	290,991		
34 Total liabilities and net assets/fund balances	407,303	34	395,284		

Part XI Reconciliation of Net Assets

Check if Schedule O contains a response or note to any line in this Part XI

1	Total revenue (must equal Part VIII, column (A), line 12)	1	318,086
2	Total expenses (must equal Part IX, column (A), line 25)	2	316,204
3	Revenue less expenses. Subtract line 2 from line 1	3	1,882
4	Net assets or fund balances at beginning of year (must equal Part X, line 33, column (A))	4	289,108
5	Net unrealized gains (losses) on investments	5	
6	Donated services and use of facilities	6	
7	Investment expenses	7	
8	Prior period adjustments	8	
9	Other changes in net assets or fund balances (explain in Schedule O)	9	1
10	Net assets or fund balances at end of year. Combine lines 3 through 9 (must equal Part X, line 33, column (B))	10	290,991

Part XII Financial Statements and Reporting

Check if Schedule O contains a response or note to any line in this Part XII

	Yes	No
1 Accounting method used to prepare the Form 990: <input checked="" type="checkbox"/> Cash <input type="checkbox"/> Accrual <input type="checkbox"/> Other If the organization changed its method of accounting from a prior year or checked "Other," explain in Schedule O.		
2a Were the organization's financial statements compiled or reviewed by an independent accountant? If "Yes," check a box below to indicate whether the financial statements for the year were compiled or reviewed on a separate basis, consolidated basis, or both: <input type="checkbox"/> Separate basis <input type="checkbox"/> Consolidated basis <input type="checkbox"/> Both consolidated and separate basis		X
b Were the organization's financial statements audited by an independent accountant? If "Yes," check a box below to indicate whether the financial statements for the year were audited on a separate basis, consolidated basis, or both: <input type="checkbox"/> Separate basis <input type="checkbox"/> Consolidated basis <input type="checkbox"/> Both consolidated and separate basis		X
c If "Yes" to line 2a or 2b, does the organization have a committee that assumes responsibility for oversight of the audit, review, or compilation of its financial statements and selection of an independent accountant? If the organization changed either its oversight process or selection process during the tax year, explain in Schedule O.		
3a As a result of a federal award, was the organization required to undergo an audit or audits as set forth in the Single Audit Act and OMB Circular A-133?		
b If "Yes," did the organization undergo the required audit or audits? If the organization did not undergo the required audit or audits, explain why in Schedule O and describe any steps taken to undergo such audits.		

SCHEDULE A
(Form 990 or 990-EZ)

Public Charity Status and Public Support

Complete if the organization is a section 501(c)(3) organization or a section 4947(a)(1) nonexempt charitable trust.

▶ Attach to Form 990 or Form 990-EZ.

▶ Information about Schedule A (Form 990 or 990-EZ) and its instructions is at www.irs.gov/form990.

OMB No. 1545-0047

2015

Open to Public Inspection

Department of the Treasury
Internal Revenue Service

Name of the organization

**WALLINGFORD PUBLIC ACCESS
ASSOCIATION, INC.**

Employer identification number

06-1378847

Part I Reason for Public Charity Status (All organizations must complete this part.) See instructions.

The organization is not a private foundation because it is: (For lines 1 through 11, check only one box.)

- 1 A church, convention of churches, or association of churches described in **section 170(b)(1)(A)(i)**.
- 2 A school described in **section 170(b)(1)(A)(ii)**. (Attach Schedule E (Form 990 or 990-EZ).)
- 3 A hospital or a cooperative hospital service organization described in **section 170(b)(1)(A)(iii)**.
- 4 A medical research organization operated in conjunction with a hospital described in **section 170(b)(1)(A)(iii)**. Enter the hospital's name, city, and state:
- 5 An organization operated for the benefit of a college or university owned or operated by a governmental unit described in **section 170(b)(1)(A)(iv)**. (Complete Part II.)
- 6 A federal, state, or local government or governmental unit described in **section 170(b)(1)(A)(v)**.
- 7 An organization that normally receives a substantial part of its support from a governmental unit or from the general public described in **section 170(b)(1)(A)(vi)**. (Complete Part II.)
- 8 A community trust described in **section 170(b)(1)(A)(vi)**. (Complete Part II.)
- 9 An organization that normally receives: (1) more than 33 1/3% of its support from contributions, membership fees, and gross receipts from activities related to its exempt functions—subject to certain exceptions, and (2) no more than 33 1/3% of its support from gross investment income and unrelated business taxable income (less section 511 tax) from businesses acquired by the organization after June 30, 1975. See **section 509(a)(2)**. (Complete Part III.)
- 10 An organization organized and operated exclusively to test for public safety. See **section 509(a)(4)**.
- 11 An organization organized and operated exclusively for the benefit of, to perform the functions of, or to carry out the purposes of one or more publicly supported organizations described in **section 509(a)(1)** or **section 509(a)(2)**. See **section 509(a)(3)**. Check the box in lines 11a through 11d that describes the type of supporting organization and complete lines 11e, 11f, and 11g.
 - a **Type I.** A supporting organization operated, supervised, or controlled by its supported organization(s), typically by giving the supported organization(s) the power to regularly appoint or elect a majority of the directors or trustees of the supporting organization. **You must complete Part IV, Sections A and B.**
 - b **Type II.** A supporting organization supervised or controlled in connection with its supported organization(s), by having control or management of the supporting organization vested in the same persons that control or manage the supported organization(s). **You must complete Part IV, Sections A and C.**
 - c **Type III functionally integrated.** A supporting organization operated in connection with, and functionally integrated with, its supported organization(s) (see instructions). **You must complete Part IV, Sections A, D, and E.**
 - d **Type III non-functionally integrated.** A supporting organization operated in connection with its supported organization(s) that is not functionally integrated. The organization generally must satisfy a distribution requirement and an attentiveness requirement (see instructions). **You must complete Part IV, Sections A and D, and Part V.**
 - e Check this box if the organization received a written determination from the IRS that it is a Type I, Type II, Type III functionally integrated, or Type III non-functionally integrated supporting organization.
 - f Enter the number of supported organizations
 - g Provide the following information about the supported organization(s).

(i) Name of supported organization	(ii) EIN	(iii) Type of organization (described on lines 1–9 above (see instructions))	(iv) Is the organization listed in your governing document?		(v) Amount of monetary support (see instructions)	(vi) Amount of other support (see instructions)
			Yes	No		
(A)						
(B)						
(C)						
(D)						
(E)						
Total						

Part II Support Schedule for Organizations Described in Sections 170(b)(1)(A)(iv) and 170(b)(1)(A)(vi)

(Complete only if you checked the box on line 5, 7, or 8 of Part I or if the organization failed to qualify under Part III. If the organization fails to qualify under the tests listed below, please complete Part III.)

Section A. Public Support

Table with 7 columns: (a) 2011, (b) 2012, (c) 2013, (d) 2014, (e) 2015, (f) Total. Rows include: 1 Gifts, grants, contributions, and membership fees received; 2 Tax revenues levied for the organization's benefit; 3 The value of services or facilities furnished by a governmental unit; 4 Total. Add lines 1 through 3; 5 The portion of total contributions by each person (other than a governmental unit or publicly supported organization) included on line 1 that exceeds 2% of the amount shown on line 11, column (f); 6 Public support. Subtract line 5 from line 4.

Section B. Total Support

Table with 7 columns: (a) 2011, (b) 2012, (c) 2013, (d) 2014, (e) 2015, (f) Total. Rows include: 7 Amounts from line 4; 8 Gross income from interest, dividends, payments received on securities loans, rents, royalties and income from similar sources; 9 Net income from unrelated business activities, whether or not the business is regularly carried on; 10 Other income. Do not include gain or loss from the sale of capital assets (Explain in Part VI.); 11 Total support. Add lines 7 through 10.

12 Gross receipts from related activities, etc. (see instructions) 12
13 First five years. If the Form 990 is for the organization's first, second, third, fourth, or fifth tax year as a section 501(c)(3) organization, check this box and stop here

Section C. Computation of Public Support Percentage

Table with 3 columns: Line number, Description, and Percentage. Rows include: 14 Public support percentage for 2015 (line 6, column (f) divided by line 11, column (f)) 14 %; 15 Public support percentage from 2014 Schedule A, Part II, line 14 15 %; 16a 33 1/3% support test—2015. If the organization did not check the box on line 13, and line 14 is 33 1/3% or more, check this box and stop here. The organization qualifies as a publicly supported organization; 16b 33 1/3% support test—2014. If the organization did not check a box on line 13 or 16a, and line 15 is 33 1/3% or more, check this box and stop here. The organization qualifies as a publicly supported organization; 17a 10%-facts-and-circumstances test—2015. If the organization did not check a box on line 13, 16a, or 16b, and line 14 is 10% or more, and if the organization meets the "facts-and-circumstances" test, check this box and stop here. Explain in Part VI how the organization meets the "facts-and-circumstances" test. The organization qualifies as a publicly supported organization; 17b 10%-facts-and-circumstances test—2014. If the organization did not check a box on line 13, 16a, 16b, or 17a, and line 15 is 10% or more, and if the organization meets the "facts-and-circumstances" test, check this box and stop here. Explain in Part VI how the organization meets the "facts-and-circumstances" test. The organization qualifies as a publicly supported organization; 18 Private foundation. If the organization did not check a box on line 13, 16a, 16b, 17a, or 17b, check this box and see instructions.

Section A. Public Support

Calendar year (or fiscal year beginning in) ►	(a) 2011	(b) 2012	(c) 2013	(d) 2014	(e) 2015	(f) Total
1 Gifts, grants, contributions, and membership fees received. (Do not include any "unusual grants.")	122,573	93,740	240,387	94,505	318,068	869,273
2 Gross receipts from admissions, merchandise sold or services performed, or facilities furnished in any activity that is related to the organization's tax-exempt purpose						
3 Gross receipts from activities that are not an unrelated trade or business under section 513						
4 Tax revenues levied for the organization's benefit and either paid to or expended on its behalf						
5 The value of services or facilities furnished by a governmental unit to the organization without charge						
6 Total. Add lines 1 through 5	122,573	93,740	240,387	94,505	318,068	869,273
7a Amounts included on lines 1, 2, and 3 received from disqualified persons						
b Amounts included on lines 2 and 3 received from other than disqualified persons that exceed the greater of \$5,000 or 1% of the amount on line 13 for the year						
c Add lines 7a and 7b						
8 Public support. (Subtract line 7c from line 6.)						869,273

Section B. Total Support

Calendar year (or fiscal year beginning in) ►	(a) 2011	(b) 2012	(c) 2013	(d) 2014	(e) 2015	(f) Total
9 Amounts from line 6	122,573	93,740	240,387	94,505	318,068	869,273
10a Gross income from interest, dividends, payments received on securities loans, rents, royalties and income from similar sources	21	8	20	14	18	81
b Unrelated business taxable income (less section 511 taxes) from businesses acquired after June 30, 1975						
c Add lines 10a and 10b	21	8	20	14	18	81
11 Net income from unrelated business activities not included in line 10b, whether or not the business is regularly carried on						
12 Other income. Do not include gain or loss from the sale of capital assets (Explain in Part VI.)						
13 Total support. (Add lines 9, 10c, 11, and 12.)	122,594	93,748	240,407	94,519	318,086	869,354
14 First five years. If the Form 990 is for the organization's first, second, third, fourth, or fifth tax year as a section 501(c)(3) organization, check this box and stop here <input type="checkbox"/>						

Section C. Computation of Public Support Percentage

15 Public support percentage for 2015 (line 8, column (f) divided by line 13, column (f))	15	99.99%
16 Public support percentage from 2014 Schedule A, Part III, line 15	16	99.98%

Section D. Computation of Investment Income Percentage

17 Investment income percentage for 2015 (line 10c, column (f) divided by line 13, column (f))	17	%
18 Investment income percentage from 2014 Schedule A, Part III, line 17	18	%
19a 33 1/3% support tests—2015. If the organization did not check the box on line 14, and line 15 is more than 33 1/3%, and line 17 is not more than 33 1/3%, check this box and stop here . The organization qualifies as a publicly supported organization <input checked="" type="checkbox"/>		
b 33 1/3% support tests—2014. If the organization did not check a box on line 14 or line 19a, and line 16 is more than 33 1/3%, and line 18 is not more than 33 1/3%, check this box and stop here . The organization qualifies as a publicly supported organization <input type="checkbox"/>		
20 Private foundation. If the organization did not check a box on line 14, 19a, or 19b, check this box and see instructions <input type="checkbox"/>		

Part IV Supporting Organizations

(Complete only if you checked a box in line 11 on Part I. If you checked 11a of Part I, complete Sections A and B. If you checked 11b of Part I, complete Sections A and C. If you checked 11c of Part I, complete Sections A, D, and E. If you checked 11d of Part I, complete Sections A and D, and complete Part V.)

Section A. All Supporting Organizations

	Yes	No
1 Are all of the organization's supported organizations listed by name in the organization's governing documents? If "No," describe in Part VI how the supported organizations are designated. If designated by class or purpose, describe the designation. If historic and continuing relationship, explain.		
2 Did the organization have any supported organization that does not have an IRS determination of status under section 509(a)(1) or (2)? If "Yes," explain in Part VI how the organization determined that the supported organization was described in section 509(a)(1) or (2).		
3a Did the organization have a supported organization described in section 501(c)(4), (5), or (6)? If "Yes," answer (b) and (c) below.		
b Did the organization confirm that each supported organization qualified under section 501(c)(4), (5), or (6) and satisfied the public support tests under section 509(a)(2)? If "Yes," describe in Part VI when and how the organization made the determination.		
c Did the organization ensure that all support to such organizations was used exclusively for section 170(c)(2)(B) purposes? If "Yes," explain in Part VI what controls the organization put in place to ensure such use.		
4a Was any supported organization not organized in the United States ("foreign supported organization")? If "Yes," and if you checked 11a or 11b in Part I, answer (b) and (c) below.		
b Did the organization have ultimate control and discretion in deciding whether to make grants to the foreign supported organization? If "Yes," describe in Part VI how the organization had such control and discretion despite being controlled or supervised by or in connection with its supported organizations.		
c Did the organization support any foreign supported organization that does not have an IRS determination under sections 501(c)(3) and 509(a)(1) or (2)? If "Yes," explain in Part VI what controls the organization used to ensure that all support to the foreign supported organization was used exclusively for section 170(c)(2)(B) purposes.		
5a Did the organization add, substitute, or remove any supported organizations during the tax year? If "Yes," answer (b) and (c) below (if applicable). Also, provide detail in Part VI , including (i) the names and EIN numbers of the supported organizations added, substituted, or removed; (ii) the reasons for each such action; (iii) the authority under the organization's organizing document authorizing such action; and (iv) how the action was accomplished (such as by amendment to the organizing document).		
b Type I or Type II only. Was any added or substituted supported organization part of a class already designated in the organization's organizing document?		
c Substitutions only. Was the substitution the result of an event beyond the organization's control?		
6 Did the organization provide support (whether in the form of grants or the provision of services or facilities) to anyone other than (i) its supported organizations, (ii) individuals that are part of the charitable class benefited by one or more of its supported organizations, or (iii) other supporting organizations that also support or benefit one or more of the filing organization's supported organizations? If "Yes," provide detail in Part VI .		
7 Did the organization provide a grant, loan, compensation, or other similar payment to a substantial contributor (defined in section 4958(c)(3)(C)), a family member of a substantial contributor, or a 35% controlled entity with regard to a substantial contributor? If "Yes," complete Part I of Schedule L (Form 990 or 990-EZ).		
8 Did the organization make a loan to a disqualified person (as defined in section 4958) not described in line 7? If "Yes," complete Part I of Schedule L (Form 990 or 990-EZ).		
9a Was the organization controlled directly or indirectly at any time during the tax year by one or more disqualified persons as defined in section 4946 (other than foundation managers and organizations described in section 509(a)(1) or (2))? If "Yes," provide detail in Part VI .		
b Did one or more disqualified persons (as defined in line 9a) hold a controlling interest in any entity in which the supporting organization had an interest? If "Yes," provide detail in Part VI .		
c Did a disqualified person (as defined in line 9a) have an ownership interest in, or derive any personal benefit from, assets in which the supporting organization also had an interest? If "Yes," provide detail in Part VI .		
10a Was the organization subject to the excess business holdings rules of section 4943 because of section 4943(f) (regarding certain Type II supporting organizations, and all Type III non-functionally integrated supporting organizations)? If "Yes," answer 10b below.		
b Did the organization have any excess business holdings in the tax year? (Use Schedule C, Form 4720, to determine whether the organization had excess business holdings.)		

Part IV Supporting Organizations (continued)

Table with 3 columns: Question, Yes, No. Rows 11, 11a, 11b, 11c.

Section B. Type I Supporting Organizations

Table with 3 columns: Question, Yes, No. Rows 1, 2.

Section C. Type II Supporting Organizations

Table with 3 columns: Question, Yes, No. Row 1.

Section D. All Type III Supporting Organizations

Table with 3 columns: Question, Yes, No. Rows 1, 2, 3.

Section E. Type III Functionally-Integrated Supporting Organizations

Table with 3 columns: Question, Yes, No. Rows 1, 2, 3.

Part V Type III Non-Functionally Integrated 509(a)(3) Supporting Organizations

1 Check here if the organization satisfied the Integral Part Test as a qualifying trust on Nov. 20, 1970. See instructions. All other Type III non-functionally integrated supporting organizations must complete Sections A through E.

Section A - Adjusted Net Income		(A) Prior Year	(B) Current Year (optional)
1	Net short-term capital gain	1	
2	Recoveries of prior-year distributions	2	
3	Other gross income (see instructions)	3	
4	Add lines 1 through 3	4	
5	Depreciation and depletion	5	
6	Portion of operating expenses paid or incurred for production or collection of gross income or for management, conservation, or maintenance of property held for production of income (see instructions)	6	
7	Other expenses (see instructions)	7	
8	Adjusted Net Income (subtract lines 5, 6 and 7 from line 4)	8	

Section B - Minimum Asset Amount		(A) Prior Year	(B) Current Year (optional)
1	Aggregate fair market value of all non-exempt-use assets (see instructions for short tax year or assets held for part of year):		
a	Average monthly value of securities	1a	
b	Average monthly cash balances	1b	
c	Fair market value of other non-exempt-use assets	1c	
d	Total (add lines 1a, 1b, and 1c)	1d	
e	Discount claimed for blockage or other factors (explain in detail in Part VI):		
2	Acquisition indebtedness applicable to non-exempt-use assets	2	
3	Subtract line 2 from line 1d	3	
4	Cash deemed held for exempt use. Enter 1-1/2% of line 3 (for greater amount, see instructions).	4	
5	Net value of non-exempt-use assets (subtract line 4 from line 3)	5	
6	Multiply line 5 by .035	6	
7	Recoveries of prior-year distributions	7	
8	Minimum Asset Amount (add line 7 to line 6)	8	

Section C - Distributable Amount			Current Year
1	Adjusted net income for prior year (from Section A, line 8, Column A)	1	
2	Enter 85% of line 1	2	
3	Minimum asset amount for prior year (from Section B, line 8, Column A)	3	
4	Enter greater of line 2 or line 3	4	
5	Income tax imposed in prior year	5	
6	Distributable Amount. Subtract line 5 from line 4, unless subject to emergency temporary reduction (see instructions)	6	

7 Check here if the current year is the organization's first as a non-functionally-integrated Type III supporting organization (see instructions).

Part V Type III Non-Functionally Integrated 509(a)(3) Supporting Organizations (continued)

Section D - Distributions	Current Year
1 Amounts paid to supported organizations to accomplish exempt purposes	
2 Amounts paid to perform activity that directly furthers exempt purposes of supported organizations, in excess of income from activity	
3 Administrative expenses paid to accomplish exempt purposes of supported organizations	
4 Amounts paid to acquire exempt-use assets	
5 Qualified set-aside amounts (prior IRS approval required)	
6 Other distributions (describe in Part VI). See instructions.	
7 Total annual distributions. Add lines 1 through 6.	
8 Distributions to attentive supported organizations to which the organization is responsive (provide details in Part VI). See instructions.	
9 Distributable amount for 2015 from Section C, line 6	
10 Line 8 amount divided by Line 9 amount	

Section E - Distribution Allocations (see instructions)	(i) Excess Distributions	(ii) Underdistributions Pre-2015	(iii) Distributable Amount for 2015
1 Distributable amount for 2015 from Section C, line 6			
2 Underdistributions, if any, for years prior to 2015 (reasonable cause required-see instructions)			
3 Excess distributions carryover, if any, to 2015:			
a			
b			
c			
d From 2013			
e From 2014			
f Total of lines 3a through e			
g Applied to underdistributions of prior years			
h Applied to 2015 distributable amount			
i Carryover from 2010 not applied (see instructions)			
j Remainder. Subtract lines 3g, 3h, and 3i from 3f.			
4 Distributions for 2015 from Section D, line 7: \$			
a Applied to underdistributions of prior years			
b Applied to 2015 distributable amount			
c Remainder. Subtract lines 4a and 4b from 4.			
5 Remaining underdistributions for years prior to 2015, if any. Subtract lines 3g and 4a from line 2 (if amount greater than zero, see instructions).			
6 Remaining underdistributions for 2015. Subtract lines 3h and 4b from line 1 (if amount greater than zero, see instructions).			
7 Excess distributions carryover to 2016. Add lines 3j and 4c.			
8 Breakdown of line 7:			
a			
b			
c Excess from 2013			
d Excess from 2014			
e Excess from 2015			

SCHEDULE D (Form 990)

Department of the Treasury Internal Revenue Service

Supplemental Financial Statements

Complete if the organization answered "Yes" on Form 990, Part IV, line 6, 7, 8, 9, 10, 11a, 11b, 11c, 11d, 11e, 11f, 12a, or 12b. Attach to Form 990.

OMB No. 1545-0047

2015

Open to Public Inspection

Information about Schedule D (Form 990) and its instructions is at www.irs.gov/form990.

Name of the organization

WALLINGFORD PUBLIC ACCESS ASSOCIATION, INC.

Employer identification number

06-1378847

Part I Organizations Maintaining Donor Advised Funds or Other Similar Funds or Accounts.

Complete if the organization answered "Yes" on Form 990, Part IV, line 6.

Table with 3 columns: Question, (a) Donor advised funds, (b) Funds and other accounts. Rows include total number at end of year, aggregate values, and questions about donor advisement.

Part II Conservation Easements.

Complete if the organization answered "Yes" on Form 990, Part IV, line 7.

Table with 3 columns: Question, (a) Donor advised funds, (b) Funds and other accounts. Rows include purpose of easements, total number, acreage, and monitoring expenses.

Part III Organizations Maintaining Collections of Art, Historical Treasures, or Other Similar Assets.

Complete if the organization answered "Yes" on Form 990, Part IV, line 8.

Table with 3 columns: Question, (a) Donor advised funds, (b) Funds and other accounts. Rows include questions about reporting art and historical treasures.

Part III Organizations Maintaining Collections of Art, Historical Treasures, or Other Similar Assets (continued)

3 Using the organization's acquisition, accession, and other records, check any of the following that are a significant use of its collection items (check all that apply):

- a Public exhibition, b Scholarly research, c Preservation for future generations, d Loan or exchange programs, e Other

4 Provide a description of the organization's collections and explain how they further the organization's exempt purpose in Part XIII.

5 During the year, did the organization solicit or receive donations of art, historical treasures, or other similar assets to be sold to raise funds rather than to be maintained as part of the organization's collection? Yes No

Part IV Escrow and Custodial Arrangements.

Complete if the organization answered "Yes" on Form 990, Part IV, line 9, or reported an amount on Form 990, Part X, line 21.

1a Is the organization an agent, trustee, custodian or other intermediary for contributions or other assets not included on Form 990, Part X? Yes No

b If "Yes," explain the arrangement in Part XIII and complete the following table:

- c Beginning balance, d Additions during the year, e Distributions during the year, f Ending balance

Table with 2 columns: Description, Amount. Rows 1c-1f.

2a Did the organization include an amount on Form 990, Part X, line 21, for escrow or custodial account liability? Yes No

b If "Yes," explain the arrangement in Part XIII. Check here if the explanation has been provided on Part XIII

Part V Endowment Funds.

Complete if the organization answered "Yes" on Form 990, Part IV, line 10.

Table with 6 columns: (a) Current year, (b) Prior year, (c) Two years back, (d) Three years back, (e) Four years back. Rows 1a-1g.

2 Provide the estimated percentage of the current year end balance (line 1g, column (a)) held as:

- a Board designated or quasi-endowment %, b Permanent endowment %, c Temporarily restricted endowment %

The percentages on lines 2a, 2b, and 2c should equal 100%.

3a Are there endowment funds not in the possession of the organization that are held and administered for the organization by:

- (i) unrelated organizations, (ii) related organizations

Table with 3 columns: Question, Yes, No. Rows 3a(i), 3a(ii), 3b.

b If "Yes" on line 3a(ii), are the related organizations listed as required on Schedule R?

4 Describe in Part XIII the intended uses of the organization's endowment funds.

Part VI Land, Buildings, and Equipment.

Complete if the organization answered "Yes" on Form 990, Part IV, line 11a. See Form 990, Part X, line 10.

Table with 5 columns: Description of property, (a) Cost or other basis (investment), (b) Cost or other basis (other), (c) Accumulated depreciation, (d) Book value. Rows 1a-1e and Total.

Part VII Investments—Other Securities.

Complete if the organization answered "Yes" on Form 990, Part IV, line 11b. See Form 990, Part X, line 12.

Table with 3 columns: (a) Description of security or category, (b) Book value, (c) Method of valuation. Rows include (1) Financial derivatives, (2) Closely-held equity interests, (3) Other (A-H), and Total.

Part VIII Investments—Program Related.

Complete if the organization answered "Yes" on Form 990, Part IV, line 11c. See Form 990, Part X, line 13.

Table with 3 columns: (a) Description of investment, (b) Book value, (c) Method of valuation. Rows (1) through (9) and Total.

Part IX Other Assets.

Complete if the organization answered "Yes" on Form 990, Part IV, line 11d. See Form 990, Part X, line 15.

Table with 2 columns: (a) Description, (b) Book value. Rows (1) through (9) and Total.

Part X Other Liabilities.

Complete if the organization answered "Yes" on Form 990, Part IV, line 11e or 11f. See Form 990, Part X, line 25.

Table with 2 columns: (a) Description of liability, (b) Book value. Rows include (1) Federal income taxes, (2) MORTGAGE, (3) PAYROLL WITHHOLDINGS, (4) through (9), and Total.

2. Liability for uncertain tax positions. In Part XIII, provide the text of the footnote to the organization's financial statements that reports the organization's liability for uncertain tax positions under FIN 48 (ASC 740). Check here if the text of the footnote has been provided in Part XIII

SCHEDULE O
(Form 990 or 990-EZ)

Supplemental Information to Form 990 or 990-EZ

OMB No. 1545-0047

Complete to provide information for responses to specific questions on
Form 990 or 990-EZ or to provide any additional information.

2015

Department of the Treasury
Internal Revenue Service

▶ Attach to Form 990 or 990-EZ.

**Open to Public
Inspection**

▶ Information about Schedule O (Form 990 or 990-EZ) and its instructions is at www.irs.gov/form990.

Name of the organization

**WALLINGFORD PUBLIC ACCESS
ASSOCIATION, INC.**

Employer identification number

06-1378847

FORM 990, PART III, LINE 4D - ALL OTHER ACCOMPLISHMENT

**PRODUCTION AND CABLECAST OF WALLINGFORD PUBLIC ACCESS
PROGRAMMING.**

FORM 990, PART VI, LINE 6 - CLASSES OF MEMBERS OR STOCKHOLDERS

**THE ORGANIZATION HAS A 9 MEMBER GOVERNING BOARD. THE ORGANIZATION HAS
APPROXIMATELY FIFTY VOLUNTEERS AND SEVEN PART-TIME EMPLOYEES.**

FORM 990, PART VI, LINE 7A - ELECTION OF MEMBERS AND THEIR RIGHTS

**OFFICERS ARE ELECTED AT THE ANNUAL MEETING IN MAY. THEY SERVE A ONE YEAR
TERM. THE MEMBERS OF THE BOARD SERVE A THREE YEAR.**

FORM 990, PART VI, LINE 7B - DECISIONS SUBJECT TO APPROVAL OF MEMBERS

**THE ORGANIZATION HAS MONTHLY MEETINGS TO DISCUSS ORDERS OF BUSINESS AND THE
BOARD AND OTHER MEMBERS MAY CALL ADDITIONAL MEETINGS IF NECESSARY.**

FORM 990, PART VI, LINE 11B - ORGANIZATION'S PROCESS TO REVIEW FORM 990

**THE ORGANIZATION RECEIVES A COPY OF THE 990 PRIOR TO ELECTRONICALLY
FILING TO REVIEW ITS CONTENT. IT IS THEN REVIEWED BY A GOVERNING
BOARD MEMBER. CHANGES ARE PROVIDED (IF ANY) OR AUTHORIZATION IS GIVEN TO
THE CPA TO FILE THE RETURN. THE 990 IS AVAILABLE FOR ANY AND ALL MEMBERS
TO INSPECT AND REVIEW AT AT THEIR LEISURE.**

FORM 990, PART VI, LINE 12C - ENFORCEMENT OF CONFLICTS POLICY

MEMBERS ARE REQUIRED TO DISCLOSE THEIR CONFLICTS OF INTEREST AT THE MONTHLY

Name of the organization

Employer identification number

WALLINGFORD PUBLIC ACCESS

06-1378847

MEETINGS.

FORM 990, PART VI, LINE 19 - GOVERNING DOCUMENTS DISCLOSURE EXPLANATION
DOCUMENTS ARE AVAILABLE FOR REVIEW AT THE ORGANIZATION'S OFFICE DURING
NORMAL BUSINESS HOURS. DOCUMENTS ARE ALSO FILED WITH THE PUBLIC UTILITIES
REGULATORY AUTHORITY, AS REQUIRED.

FORM 990, PART XI, LINE 9 - OTHER CHANGES IN NET ASSETS EXPLANATION

ROUNDING	\$	1
TOTAL	\$	1

00773 WALLINGFORD PUBLIC ACCESS

06-1378847

Federal Statements

FYE: 12/31/2015

Form 990 - Federal General Footnote

Description

REGARDING SCHEDULE B - SCHEDULE OF CONTRIBUTORS:
THE GRANTS FROM CABLE SUBSCRIBERS IS INCOME RECEIVED FROM AT&T/FRONTIER
AND COMCAST OF SOUTH CENTRAL. THE PUBLIC UTILITIES REGULATORY
AUTHORITY, FORMERLY CALLED THE DEPARTMENT OF PUBLIC UTILITY CONTROL, IN
THE STATE OF CONNECTICUT REQUIRES A PORTION OF THE CABLE BILL FUND THE
OPERATION OF NON-PROFIT PUBLIC ACCESS STATIONS. IN EFFECT ALL OF THE CABLE
SUBSCRIBERS IN WALLINGFORD, CT ARE DONORS TO THE WALLINGFORD PUBLIC ACCESS
ASSOCIATION, INC.

Indirect Depreciation**Statement 1 - Form 4562, Line 6 - Section 179 Expense**

<u>Description of Property</u>	<u>Cost</u>	<u>Expense</u>
2/3' CCD HD ROBOTIC CAMERA	\$ 29,351	\$ 29,351
2/3' CCD HD ROBOTIC CAMERA	29,351	29,351
2/3" CCD HD STUDIO PACKAGE CAMERA	35,074	35,074
2/3" CCD HD STUDIO PACKAGE CAMERA	35,074	35,074
STUDIO LIGHTING INTERIOR	57,406	57,406
TOTAL	<u>\$ 186,256</u>	<u>\$ 186,256</u>

Form **4562**

Depreciation and Amortization
(Including Information on Listed Property)

OMB No. 1545-0172

2015

Department of the Treasury
Internal Revenue Service (99)

▶ Attach to your tax return.

▶ Information about Form 4562 and its separate instructions is at www.irs.gov/form4562.

Attachment
Sequence No. **179**

Name(s) shown on return

**WALLINGFORD PUBLIC ACCESS
ASSOCIATION, INC.**

Identifying number

06-1378847

Business or activity to which this form relates

INDIRECT DEPRECIATION

Part I Election To Expense Certain Property Under Section 179

Note: If you have any listed property, complete Part V before you complete Part I.

1	Maximum amount (see instructions)	1	500,000
2	Total cost of section 179 property placed in service (see instructions)	2	213,900
3	Threshold cost of section 179 property before reduction in limitation (see instructions)	3	2,000,000
4	Reduction in limitation. Subtract line 3 from line 2. If zero or less, enter -0-	4	0
5	Dollar limitation for tax year. Subtract line 4 from line 1. If zero or less, enter -0-. If married filing separately, see instructions	5	500,000
6	(a) Description of property	(b) Cost (business use only)	(c) Elected cost
	SEE STATEMENT 1	186,256	186,256
7	Listed property. Enter the amount from line 29	7	
8	Total elected cost of section 179 property. Add amounts in column (c), lines 6 and 7	8	186,256
9	Tentative deduction. Enter the smaller of line 5 or line 8	9	186,256
10	Carryover of disallowed deduction from line 13 of your 2014 Form 4562	10	10,294
11	Business income limitation. Enter the smaller of business income (not less than zero) or line 5 (see instructions)	11	0
12	Section 179 expense deduction. Add lines 9 and 10, but do not enter more than line 11	12	0
13	Carryover of disallowed deduction to 2016. Add lines 9 and 10, less line 12	▶ 13	196,550

Note: Do not use Part II or Part III below for listed property. Instead, use Part V.

Part II Special Depreciation Allowance and Other Depreciation (Do not include listed property.) (See instructions.)

14	Special depreciation allowance for qualified property (other than listed property) placed in service during the tax year (see instructions)	14	13,823
15	Property subject to section 168(f)(1) election	15	
16	Other depreciation (including ACRS)	16	30,124

Part III MACRS Depreciation (Do not include listed property.) (See instructions.)

Section A

17	MACRS deductions for assets placed in service in tax years beginning before 2015	17	9,583
18	If you are electing to group any assets placed in service during the tax year into one or more general asset accounts, check here	▶ <input type="checkbox"/>	

Section B—Assets Placed in Service During 2015 Tax Year Using the General Depreciation System

(a) Classification of property	(b) Month and year placed in service	(c) Basis for depreciation (business/investment use only—see instructions)	(d) Recovery period	(e) Convention	(f) Method	(g) Depreciation deduction
19a 3-year property		757	3.0	MQ	200DB	63
b 5-year property		13,064	5.0	MQ	200DB	651
c 7-year property						
d 10-year property						
e 15-year property						
f 20-year property						
g 25-year property			25 yrs.		S/L	
h Residential rental property			27.5 yrs.	MM	S/L	
i Nonresidential real property	05/13/15	3,400	39 yrs.	MM	S/L	54
	11/01/15	9,615	39.0	MM	S/L	31

Section C—Assets Placed in Service During 2015 Tax Year Using the Alternative Depreciation System

20a Class life					S/L	
b 12-year			12 yrs.		S/L	
c 40-year			40 yrs.	MM	S/L	

Part IV Summary (See instructions.)

21	Listed property. Enter amount from line 28	21	
22	Total. Add amounts from line 12, lines 14 through 17, lines 19 and 20 in column (g), and line 21. Enter here and on the appropriate lines of your return. Partnerships and S corporations—see instructions	22	54,329
23	For assets shown above and placed in service during the current year, enter the portion of the basis attributable to section 263A costs	23	

For Paperwork Reduction Act Notice, see separate instructions.

Form **4562** (2015)

Asset	Description	Date In Service	Cost	Bus %	Sec 179B	Bonus	Basis for Depr	PerConv	Meth	Prior	Current
Section 179 Expense:											
47	2/3' CCD HD ROBOTIC CAMERA	10/14/15	29,351	X	X		N/A	5	MQ200DB	0	29,351
48	2/3' CCD HD ROBOTIC CAMERA	10/14/15	29,351	X	X		N/A	5	MQ200DB	0	29,351
49	2/3" CCD HD STUDIO PACKAGE CAME	10/14/15	35,074	X	X		N/A	5	MQ200DB	0	35,074
50	2/3" CCD HD STUDIO PACKAGE CAME	10/14/15	35,074	X	X		N/A	5	MQ200DB	0	35,074
51	STUDIO LIGHTING INTERIOR	10/14/15	57,406	X	X		N/A	5	MQ200DB	0	57,406
			<u>186,256</u>				<u>N/A</u>			<u>0</u>	<u>186,256</u>
3-year GDS Property:											
59	EDITING SOFTWARE	11/02/15	1,514			X	757	3	MQ200DB	0	820
			<u>1,514</u>				<u>757</u>			<u>0</u>	<u>820</u>
5-year GDS Property:											
47	2/3' CCD HD ROBOTIC CAMERA	10/14/15	N/A*	X	X		0	5	MQ200DB	0	1
48	2/3' CCD HD ROBOTIC CAMERA	10/14/15	N/A*	X	X		0	5	MQ200DB	0	1
49	2/3" CCD HD STUDIO PACKAGE CAME	10/14/15	N/A*	X	X		0	5	MQ200DB	0	0
50	2/3" CCD HD STUDIO PACKAGE CAME	10/14/15	N/A*	X	X		0	5	MQ200DB	0	0
51	STUDIO LIGHTING INTERIOR	10/14/15	N/A*	X	X		0	5	MQ200DB	0	0
52	REMOTE CAMERA SYNCB/AMAZON	10/21/15	2,280		X		1,140	5	MQ200DB	0	1,197
53	REMOTE CAMERA SYNCB/AMAZON	10/21/15	2,280		X		1,140	5	MQ200DB	0	1,197
54	REMOTE CAMERA SYNCB/AMAZON	10/21/15	2,280		X		1,140	5	MQ200DB	0	1,197
55	GRAY SCALE #SRWI-GS	10/26/15	883		X		442	5	MQ200DB	0	463
56	GENERIC DESKTOP COMPUTER	10/28/15	1,901		X		951	5	MQ200DB	0	998
57	ENCODER (TO TRANSMIT DIGITAL SK	10/28/15	2,249		X		1,124	5	MQ200DB	0	1,181
60	HP ZBOOK 17 G2 MOBILE WORKSTAT	11/02/15	2,100		X		1,050	5	MQ200DB	0	1,102
61	27" IMAC WITH MONITOR	11/02/15	4,209		X		2,104	5	MQ200DB	0	2,210
62	APPLE MACBOOK PRO (PORTABLE)	11/02/15	2,995		X		1,497	5	MQ200DB	0	1,572
63	CAMERA STABILIZER FOR FIELD	11/02/15	2,954		X		1,477	5	MQ200DB	0	1,551
64	STUDIO 19 PROLINE PROMPTER	11/02/15	1,999		X		999	5	MQ200DB	0	1,049
			<u>26,130</u>				<u>13,064</u>			<u>0</u>	<u>13,719</u>
Non-Residential Real Property:											
46	MURAL PAINTED ON THE BUILDING	5/13/15	3,400				3,400	39	MMS/L	0	54
58	OUTDOOR SAFETY LIGHTING	11/01/15	9,615				9,615	39	MMS/L	0	31
			<u>13,015</u>				<u>13,015</u>			<u>0</u>	<u>85</u>
Prior MACRS:											
1	BUILDING - 28 S ORCHARD STREET	12/31/09	172,000				172,000	39	MMS/L	22,235	4,410
5	FURNANCE	2/21/10	6,165			X	3,083	5	MQ200DB	6,123	42
6	SECURITY SYSTEM	10/15/10	6,973			X	0	5	MQ200DB	6,973	0
7	BUILDING RENOVATION	4/15/11	57,231				57,231	39	MMS/L	5,442	1,467
8	ELECTRICAL WORK	4/15/11	5,000				5,000	39	MMS/L	475	129
9	B&H PHOTO VIDEO GLS	5/01/11	6,143			X	0	5	HY 200DB	6,143	0
10	PEG PEDA TRICASTER HARDWARE	5/10/11	13,532			X	0	5	HY 200DB	13,532	0
11	B&H PHOTO VIDEO	5/31/11	5,667			X	0	5	HY 200DB	5,667	0
12	POWERSUPPLY FOR BROADCAST RO	6/09/11	1,459			X	0	5	HY 200DB	1,459	0
13	B&H PHOTO VIDEO	6/23/11	1,296			X	0	5	HY 200DB	1,296	0
14	BUILDING WPAA LETTERED SIGN	9/16/11	1,350			X	0	5	HY 200DB	1,350	0
15	OUTDOOR PTZ POWER SUPPLY	10/12/11	1,898			X	0	5	HY 200DB	1,898	0
16	B&H MICROPHONES	12/28/11	1,869			X	0	5	HY 200DB	1,869	0
17	HP WORKSTATION AND MONITOR-DI	1/27/12	1,910			X	0	5	HY 200DB	1,910	0
18	2 NEWE FRONT WINDOWS	2/20/12	1,125				1,125	39	MMS/L	83	29
19	ASUS P9Z68-V LX DESKTOP COMPUTI	2/22/12	1,069			X	0	5	HY 200DB	1,069	0
20	ELECTRICAL WIRING MODIFICATION	3/10/12	2,000				2,000	39	MMS/L	143	51
21	NEW GLASS DOORS FROM LOWES	5/29/12	1,036			X	0	7	HY 200DB	1,036	0
22	NUTEK COMPUTER INC	7/29/12	1,467			X	0	5	HY 200DB	1,467	0
23	MSI GE620DX CORE i7 COMPUTER	7/31/12	1,570			X	0	5	HY 200DB	1,570	0
24	TOSHIBA FLAT PANEL TELEVISION	8/15/12	626			X	0	5	HY 200DB	626	0
25	SOFTTOPBOX VIDEO REIVER, MONIT	9/26/12	1,391			X	0	5	HY 200DB	1,391	0
26	INTEL i7 QUAD COMPUTER RC430KW	12/08/12	1,225			X	0	5	HY 200DB	1,225	0
38	HBC TRICASTER 460 UPGRADE	1/06/14	2,995				2,995	5	MQ200DB	1,048	779
40	MTE - GREEN SCREEN	3/19/14	962				962	5	MQ200DB	337	250

*Because this asset has 179 expense, its cost has been included in the Section 179 Property cost total

Federal Asset Report

Form 990, Page 1

Asset	Description	Date	Cost	Bus	Sec	Basis	Per	Conv	Meth	Prior	Current
		In Service		%	179						
42	PARKING LOT ENHANCEMENTS	7/02/14	10,938			10,938	15	HY	150DB	547	1,039
43	PAVING - SIDE DRIVEWAY	7/07/14	1,200			1,200	15	HY	150DB	60	114
44	1ST FL CONCRETE COATING	10/22/14	5,500			5,500	15	MQ	150DB	69	543
45	SONY 70" LED HDTV	11/17/14	1,921			1,921	5	MQ	200DB	96	730
			<u>317,518</u>			<u>263,955</u>				<u>87,139</u>	<u>9,583</u>
Other Depreciation:											
2	LAND - 28 S ORCHARD STREET	12/31/09	44,256			44,256	0	--	Land	0	0
3	MOBILE STREAM KIT & WARRANTY -	3/22/09	20,555			20,555	5	MO	S/L	20,555	0
4	U-VERSE PEG KIT - DISCOVER VIDEO	5/31/09	9,990			9,990	5	MO	S/L	9,990	0
27	CARPETING-HOME DEPOT	4/10/13	4,218			4,218	7	MO	S/L	1,054	603
28	2 STANDING TRIPODS-B&H	1/16/13	2,944			2,944	5	MO	S/L	1,128	589
29	HB COMM STUDIO EQUIPMENT	7/05/13	100,130			100,130	5	MO	S/L	30,039	20,026
30	HB COMM TRICASTER	4/17/13	19,995			19,995	5	MO	S/L	6,665	3,999
31	HB COMM FUJI S17X6.6BRM ZOOM LE	4/24/13	1,748			1,748	5	MO	S/L	583	349
32	GREEN SCREEN	7/17/13	729			729	5	MO	S/L	207	145
33	TELVUE B100 PLAYOUT SERVER, MOI	4/10/13	4,855			4,855	5	MO	S/L	1,699	971
34	DELL POWER VAULT XM3200	6/12/13	5,995			5,995	5	MO	S/L	1,898	1,199
35	VARIZOON VZ-QUICKJIBKIT WITH DC	7/01/13	2,995			2,995	5	MO	S/L	899	599
36	15 IN MONITOR/DELVCAM 7 IN RACK	7/05/13	1,974			1,974	5	MO	S/L	592	395
37	MICS CABLES/ETC	7/10/13	318			318	5	MO	S/L	95	64
39	VZ-MC100 PANTILT CONTROL	1/13/14	3,901			3,901	5	MO	S/L	780	780
41	V-R43P LCD RACK MONITOR	5/07/14	2,024			2,024	5	MO	S/L	270	405
	Total Other Depreciation		<u>226,627</u>			<u>226,627</u>				<u>76,454</u>	<u>30,124</u>
	Total ACRS and Other Depreciation		<u>226,627</u>			<u>226,627</u>				<u>76,454</u>	<u>30,124</u>
	Grand Totals		771,060			517,418				163,593	240,587
	Less: Dispositions and Transfers		0			0				0	0
	Less: Start-up/Org Expense		0			0				0	0
	Net Grand Totals		<u>771,060</u>			<u>517,418</u>				<u>163,593</u>	<u>240,587</u>

CT Asset Report

Form 990, Page 1

Asset	Description	Date In Service	Cost	Basis for Depr	CT Prior	CT Current	Federal Current	Difference Fed - CT
Section 179 Expense:								
47	2/3' CCD HD ROBOTIC CAMERA	10/14/15	29,351	N/A	0	29,351	29,351	0
48	2/3' CCD HD ROBOTIC CAMERA	10/14/15	29,351	N/A	0	29,351	29,351	0
49	2/3" CCD HD STUDIO PACKAGE CAME	10/14/15	35,074	N/A	0	35,074	35,074	0
50	2/3" CCD HD STUDIO PACKAGE CAME	10/14/15	35,074	N/A	0	35,074	35,074	0
51	STUDIO LIGHTING INTERIOR	10/14/15	57,406	N/A	0	57,406	57,406	0
			<u>186,256</u>	<u>N/A</u>	<u>0</u>	<u>186,256</u>	<u>186,256</u>	<u>0</u>
3-year GDS Property:								
59	EDITING SOFTWARE	11/02/15	1,514	757	0	820	820	0
			<u>1,514</u>	<u>757</u>	<u>0</u>	<u>820</u>	<u>820</u>	<u>0</u>
5-year GDS Property:								
47	2/3' CCD HD ROBOTIC CAMERA	10/14/15	N/A*	0	0	1	1	0
48	2/3' CCD HD ROBOTIC CAMERA	10/14/15	N/A*	0	0	1	1	0
49	2/3" CCD HD STUDIO PACKAGE CAME	10/14/15	N/A*	0	0	0	0	0
50	2/3" CCD HD STUDIO PACKAGE CAME	10/14/15	N/A*	0	0	0	0	0
51	STUDIO LIGHTING INTERIOR	10/14/15	N/A*	0	0	0	0	0
52	REMOTE CAMERA SYNCB/AMAZON	10/21/15	2,280	1,140	0	1,197	1,197	0
53	REMOTE CAMERA SYNCB/AMAZON	10/21/15	2,280	1,140	0	1,197	1,197	0
54	REMOTE CAMERA SYNCB/AMAZON	10/21/15	2,280	1,140	0	1,197	1,197	0
55	GRAY SCALE #SRWI-GS	10/26/15	883	442	0	463	463	0
56	GENERIC DESKTOP COMPUTER	10/28/15	1,901	951	0	998	998	0
57	ENCODER (TO TRANSMIT DIGITAL SK	10/28/15	2,249	1,124	0	1,181	1,181	0
60	HP ZBOOK 17 G2 MOBILE WORKSTAT	11/02/15	2,100	1,050	0	1,102	1,102	0
61	27" IMAC WITH MONITOR	11/02/15	4,209	2,104	0	2,210	2,210	0
62	APPLE MACBOOK PRO (PORTABLE)	11/02/15	2,995	1,497	0	1,572	1,572	0
63	CAMERA STABILIZER FOR FIELD	11/02/15	2,954	1,477	0	1,551	1,551	0
64	STUDIO 19 PROLINE PROMPTER	11/02/15	1,999	999	0	1,049	1,049	0
			<u>26,130</u>	<u>13,064</u>	<u>0</u>	<u>13,719</u>	<u>13,719</u>	<u>0</u>
Non-Residential Real Property:								
46	MURAL PAINTED ON THE BUILDING	5/13/15	3,400	3,400	0	54	54	0
58	OUTDOOR SAFETY LIGHTING	11/01/15	9,615	9,615	0	31	31	0
			<u>13,015</u>	<u>13,015</u>	<u>0</u>	<u>85</u>	<u>85</u>	<u>0</u>
Prior MACRS:								
1	BUILDING - 28 S ORCHARD STREET	12/31/09	172,000	172,000	22,235	4,410	4,410	0
5	FURNANCE	2/21/10	6,165	3,083	6,123	42	42	0
6	SECURITY SYSTEM	10/15/10	6,973	0	6,973	0	0	0
7	BUILDING RENOVATION	4/15/11	57,231	57,231	5,442	1,467	1,467	0
8	ELECTRICAL WORK	4/15/11	5,000	5,000	475	129	129	0
9	B&H PHOTO VIDEO GLS	5/01/11	6,143	0	6,143	0	0	0
10	PEG PEDA TRICASTER HARDWARE	5/10/11	13,532	0	13,532	0	0	0
11	B&H PHOTO VIDEO	5/31/11	5,667	0	5,667	0	0	0
12	POWERSUPPLY FOR BROADCAST RO	6/09/11	1,459	0	1,459	0	0	0
13	B&H PHOTO VIDEO	6/23/11	1,296	0	1,296	0	0	0
14	BUILDING WPAA LETTERED SIGN	9/16/11	1,350	0	1,350	0	0	0
15	OUTDOOR PTZ POWER SUPPLY	10/12/11	1,898	0	1,898	0	0	0
16	B&H MICROPHONES	12/28/11	1,869	0	1,869	0	0	0
17	HP WORKSTATION AND MONITOR-DI	1/27/12	1,910	0	1,910	0	0	0
18	2 NEWE FRONT WINDOWS	2/20/12	1,125	1,125	83	29	29	0
19	ASUS P9Z68-V LX DESKTOP COMPUTI	2/22/12	1,069	0	1,069	0	0	0
20	ELECTRICAL WIRING MODIFICATION	3/10/12	2,000	2,000	143	51	51	0
21	NEW GLASS DOORS FROM LOWES	5/29/12	1,036	0	1,036	0	0	0
22	NUTEK COMPUTER INC	7/29/12	1,467	0	1,467	0	0	0
23	MSI GE620DX CORE i7 COMPUTER	7/31/12	1,570	0	1,570	0	0	0
24	TOSHIBA FLAT PANEL TELEVISION	8/15/12	626	0	626	0	0	0
25	SOFTTOPBOX VIDEO REIVER, MONIT	9/26/12	1,391	0	1,391	0	0	0
26	INTEL i7 QUAD COMPUTER RC430KW	12/08/12	1,225	0	1,225	0	0	0
38	HBC TRICASTER 460 UPGRADE	1/06/14	2,995	2,995	1,048	779	779	0
40	MTE - GREEN SCREEN	3/19/14	962	962	337	250	250	0

*Because this asset has 179 expense, its cost has been included in the Section 179 Property cost total

CT Asset Report

Form 990, Page 1

Asset	Description	Date In Service	Cost	Basis for Depr	CT Prior	CT Current	Federal Current	Difference Fed - CT
42	PARKING LOT ENHANCEMENTS	7/02/14	10,938	10,938	547	1,039	1,039	0
43	PAVING - SIDE DRIVEWAY	7/07/14	1,200	1,200	60	114	114	0
44	1ST FL CONCRETE COATING	10/22/14	5,500	5,500	69	543	543	0
45	SONY 70" LED HDTV	11/17/14	1,921	1,921	96	730	730	0
			<u>317,518</u>	<u>263,955</u>	<u>87,139</u>	<u>9,583</u>	<u>9,583</u>	<u>0</u>
Other Depreciation:								
2	LAND - 28 S ORCHARD STREET	12/31/09	44,256	44,256	0	0	0	0
3	MOBILE STREAM KIT & WARRANTY -	3/22/09	20,555	20,555	20,555	0	0	0
4	U-VERSE PEG KIT - DISCOVER VIDEO	5/31/09	9,990	9,990	9,990	0	0	0
27	CARPETING-HOME DEPOT	4/10/13	4,218	4,218	1,054	603	603	0
28	2 STANDING TRIPODS-B&H	1/16/13	2,944	2,944	1,128	589	589	0
29	HB COMM STUDIO EQUIPMENT	7/05/13	100,130	100,130	30,039	20,026	20,026	0
30	HB COMM TRICASTER	4/17/13	19,995	19,995	6,665	3,999	3,999	0
31	HB COMM FUJI S17X6.6BRM ZOOM LE	4/24/13	1,748	1,748	583	349	349	0
32	GREEN SCREEN	7/17/13	729	729	207	145	145	0
33	TELVUE B100 PLAYOUT SERVER, MOI	4/10/13	4,855	4,855	1,699	971	971	0
34	DELL POWER VAULT XM3200	6/12/13	5,995	5,995	1,898	1,199	1,199	0
35	VARIZOON VZ-QUICKJIBKIT WITH DC	7/01/13	2,995	2,995	899	599	599	0
36	15 IN MONITOR/DELVCAM 7 IN RACK	7/05/13	1,974	1,974	592	395	395	0
37	MICS CABLES/ETC	7/10/13	318	318	95	64	64	0
39	VZ-MC100 PANTILT CONTROL	1/13/14	3,901	3,901	780	780	780	0
41	V-R43P LCD RACK MONITOR	5/07/14	2,024	2,024	270	405	405	0
	Total Other Depreciation		<u>226,627</u>	<u>226,627</u>	<u>76,454</u>	<u>30,124</u>	<u>30,124</u>	<u>0</u>
	Total ACRS and Other Depreciation		<u>226,627</u>	<u>226,627</u>	<u>76,454</u>	<u>30,124</u>	<u>30,124</u>	<u>0</u>
	Grand Totals		771,060	517,418	163,593	240,587	240,587	0
	Less: Dispositions		0	0	0	0	0	0
	Less: Start-up/Org Expense		0	0	0	0	0	0
	Net Grand Totals		<u>771,060</u>	<u>517,418</u>	<u>163,593</u>	<u>240,587</u>	<u>240,587</u>	<u>0</u>

Asset	Description	Date In Service	Cost	Bus %	Sec 179	Bonus	Basis for Depr	Per Conv	Meth	Prior	Current
Section 179 Expense:											
47	2/3' CCD HD ROBOTIC CAMERA	10/14/15	29,351	X	X		N/A	5	MQ200DB	0	29,351
48	2/3' CCD HD ROBOTIC CAMERA	10/14/15	29,351	X	X		N/A	5	MQ200DB	0	29,351
49	2/3" CCD HD STUDIO PACKAGE CAME	10/14/15	35,074	X	X		N/A	5	MQ200DB	0	35,074
50	2/3" CCD HD STUDIO PACKAGE CAME	10/14/15	35,074	X	X		N/A	5	MQ200DB	0	35,074
51	STUDIO LIGHTING INTERIOR	10/14/15	57,406	X	X		N/A	5	MQ200DB	0	57,406
			<u>186,256</u>				<u>N/A</u>			<u>0</u>	<u>186,256</u>
3-year GDS Property:											
59	EDITING SOFTWARE	11/02/15	1,514			X	757	3	MQ200DB	0	820
			<u>1,514</u>				<u>757</u>			<u>0</u>	<u>820</u>
5-year GDS Property:											
47	2/3' CCD HD ROBOTIC CAMERA	10/14/15	N/A*	X	X		0	5	MQ200DB	0	1
48	2/3' CCD HD ROBOTIC CAMERA	10/14/15	N/A*	X	X		0	5	MQ200DB	0	1
49	2/3" CCD HD STUDIO PACKAGE CAME	10/14/15	N/A*	X	X		0	5	MQ200DB	0	0
50	2/3" CCD HD STUDIO PACKAGE CAME	10/14/15	N/A*	X	X		0	5	MQ200DB	0	0
51	STUDIO LIGHTING INTERIOR	10/14/15	N/A*	X	X		0	5	MQ200DB	0	0
52	REMOTE CAMERA SYNCB/AMAZON	10/21/15	2,280		X		1,140	5	MQ200DB	0	1,197
53	REMOTE CAMERA SYNCB/AMAZON	10/21/15	2,280		X		1,140	5	MQ200DB	0	1,197
54	REMOTE CAMERA SYNCB/AMAZON	10/21/15	2,280		X		1,140	5	MQ200DB	0	1,197
55	GRAY SCALE #SRWI-GS	10/26/15	883		X		442	5	MQ200DB	0	463
56	GENERIC DESKTOP COMPUTER	10/28/15	1,901		X		951	5	MQ200DB	0	998
57	ENCODER (TO TRANSMIT DIGITAL SIG	10/28/15	2,249		X		1,124	5	MQ200DB	0	1,181
60	HP ZBOOK 17 G2 MOBILE WORKSTAT	11/02/15	2,100		X		1,050	5	MQ200DB	0	1,102
61	27" IMAC WITH MONITOR	11/02/15	4,209		X		2,104	5	MQ200DB	0	2,210
62	APPLE MACBOOK PRO (PORTABLE)	11/02/15	2,995		X		1,497	5	MQ200DB	0	1,572
63	CAMERA STABILIZER FOR FIELD	11/02/15	2,954		X		1,477	5	MQ200DB	0	1,551
64	STUDIO 19 PROLINE PROMPTER	11/02/15	1,999		X		999	5	MQ200DB	0	1,049
			<u>26,130</u>				<u>13,064</u>			<u>0</u>	<u>13,719</u>
Non-Residential Real Property:											
46	MURAL PAINTED ON THE BUILDING	5/13/15	3,400				3,400	39	MM S/L	0	54
58	OUTDOOR SAFETY LIGHTING	11/01/15	9,615				9,615	39	MM S/L	0	31
			<u>13,015</u>				<u>13,015</u>			<u>0</u>	<u>85</u>
Prior MACRS:											
1	BUILDING - 28 S ORCHARD STREET	12/31/09	172,000				172,000	39	MM S/L	22,235	4,410
5	FURNANCE	2/21/10	6,165		X		3,083	5	MQ200DB	6,123	42
6	SECURITY SYSTEM	10/15/10	6,973		X		0	5	MQ200DB	6,973	0
7	BUILDING RENOVATION	4/15/11	57,231				57,231	39	MM S/L	5,442	1,467
8	ELECTRICAL WORK	4/15/11	5,000				5,000	39	MM S/L	475	129
9	B&H PHOTO VIDEO GLS	5/01/11	6,143		X		0	5	HY 200DB	6,143	0
10	PEG PEDA TRICASTER HARDWARE	5/10/11	13,532		X		0	5	HY 200DB	13,532	0
11	B&H PHOTO VIDEO	5/31/11	5,667		X		0	5	HY 200DB	5,667	0
12	POWERSUPPLY FOR BROADCAST RO	6/09/11	1,459		X		0	5	HY 200DB	1,459	0
13	B&H PHOTO VIDEO	6/23/11	1,296		X		0	5	HY 200DB	1,296	0
14	BUILDING WPAA LETTERED SIGN	9/16/11	1,350		X		0	5	HY 200DB	1,350	0
15	OUTDOOR PTZ POWER SUPPLY	10/12/11	1,898		X		0	5	HY 200DB	1,898	0
16	B&H MICROPHONES	12/28/11	1,869		X		0	5	HY 200DB	1,869	0
17	HP WORKSTATION AND MONITOR-DI	1/27/12	1,910		X	X	0	5	HY 200DB	1,910	0
18	2 NEWE FRONT WINDOWS	2/20/12	1,125				1,125	39	MM S/L	83	29
19	ASUS P9Z68-V LX DESKTOP COMPUTI	2/22/12	1,069		X	X	0	5	HY 200DB	1,069	0
20	ELECTRICAL WIRING MODIFICATION	3/10/12	2,000				2,000	39	MM S/L	143	51
21	NEW GLASS DOORS FROM LOWES	5/29/12	1,036		X	X	0	7	HY 200DB	1,036	0
22	NUTEK COMPUTER INC	7/29/12	1,467		X	X	0	5	HY 200DB	1,467	0
23	MSI GE620DX CORE i7 COMPUTER	7/31/12	1,570		X	X	0	5	HY 200DB	1,570	0
24	TOSHIBA FLAT PANEL TELEVISION	8/15/12	626		X	X	0	5	HY 200DB	626	0
25	SOFTTOPBOX VIDEO REIVER, MONIT	9/26/12	1,391		X	X	0	5	HY 200DB	1,391	0
26	INTEL i7 QUAD COMPUTER RC430KW	12/08/12	1,225		X	X	0	5	HY 200DB	1,225	0
38	HBC TRICASTER 460 UPGRADE	1/06/14	2,995				2,995	5	MQ150DB	786	663
40	MTE - GREEN SCREEN	3/19/14	962				962	5	MQ150DB	253	212

*Because this asset has 179 expense, its cost has been included in the Section 179 Property cost total

Asset	Description	Date In Service	Cost	Bus Sec % 179Bonus	Basis for Depr	PerConv Meth	Prior	Current
42	PARKING LOT ENHANCEMENTS	7/02/14	10,938		10,938	15 HY 150DB	547	1,039
43	PAVING - SIDE DRIVEWAY	7/07/14	1,200		1,200	15 HY 150DB	60	114
44	1ST FL CONCRETE COATING	10/22/14	5,500		5,500	15 MQ150DB	69	543
45	SONY 70" LED HDTV	11/17/14	1,921		1,921	5 MQ150DB	72	555
			<u>317,518</u>		<u>263,955</u>		<u>86,769</u>	<u>9,254</u>
Other Depreciation:								
2	LAND - 28 S ORCHARD STREET	12/31/09	44,256		44,256	0 -- Land	0	0
3	MOBILE STREAM KIT & WARRANTY -	3/22/09	20,555		20,555	5 MO S/L	20,555	0
4	U-VERSE PEG KIT - DISCOVER VIDEO	5/31/09	9,990		9,990	5 MO S/L	9,990	0
27	CARPETING-HOME DEPOT	4/10/13	4,218		4,218	7 MO S/L	1,054	603
28	2 STANDING TRIPODS-B&H	1/16/13	2,944		2,944	5 MO S/L	1,128	589
29	HB COMM STUDIO EQUIPMENT	7/05/13	100,130		100,130	5 MO S/L	30,039	20,026
30	HB COMM TRICASTER	4/17/13	19,995		19,995	5 MO S/L	6,665	3,999
31	HB COMM FUJI S17X6.6BRM ZOOM LE	4/24/13	1,748		1,748	5 MO S/L	583	349
32	GREEN SCREEN	7/17/13	729		729	5 MO S/L	207	145
33	TELVUE B100 PLAYOUT SERVER, MOI	4/10/13	4,855		4,855	5 MO S/L	1,699	971
34	DELL POWER VAULT XM3200	6/12/13	5,995		5,995	5 MO S/L	1,898	1,199
35	VARIZOON VZ-QUICKJIBKIT WITH DC	7/01/13	2,995		2,995	5 MO S/L	899	599
36	15 IN MONITOR/DELVCAM 7 IN RACK	7/05/13	1,974		1,974	5 MO S/L	592	395
37	MICS CABLES/ETC	7/10/13	0		0	0 HY	0	0
39	VZ-MC100 PANTILT CONTROL	1/13/14	0		0	0 HY	0	0
41	V-R43P LCD RACK MONITOR	5/07/14	0		0	0 HY	0	0
	Total Other Depreciation		<u>220,384</u>		<u>220,384</u>		<u>75,309</u>	<u>28,875</u>
	Total ACRS and Other Depreciation		<u>220,384</u>		<u>220,384</u>		<u>75,309</u>	<u>28,875</u>
	Grand Totals		764,817		511,175		162,078	239,009
	Less: Dispositions and Transfers		<u>0</u>		<u>0</u>		<u>0</u>	<u>0</u>
	Net Grand Totals		<u>764,817</u>		<u>511,175</u>		<u>162,078</u>	<u>239,009</u>

Bonus Depreciation Report

FYE: 12/31/2015

Asset	Property Description	Date In Service	Tax Cost	Bus Pct	Tax Sec 179 Exp	Current Bonus	Prior Bonus	Tax - Basis for Depr
Activity: Form 990, Page 1								
5	FURNANCE	2/21/10	6,165		0	0	3,082	3,083
6	SECURITY SYSTEM	10/15/10	6,973		0	0	6,973	0
9	B&H PHOTO VIDEO GLS	5/01/11	6,143		0	0	6,143	0
10	PEG PEDA TRICASTER HARDWARE	5/10/11	13,532		0	0	13,532	0
11	B&H PHOTO VIDEO	5/31/11	5,667		0	0	5,667	0
12	POWERSUPPLY FOR BROADCAST ROO	6/09/11	1,459		0	0	1,459	0
13	B&H PHOTO VIDEO	6/23/11	1,296		0	0	1,296	0
14	BUILDING WPAA LETTERED SIGN	9/16/11	1,350		0	0	1,350	0
15	OUTDOOR PTZ POWER SUPPLY	10/12/11	1,898		0	0	1,898	0
16	B&H MICROPHONES	12/28/11	1,869		0	0	1,869	0
17	HP WORKSTATION AND MONITOR-DIS	1/27/12	1,910		1,910	0	0	0
19	ASUS P9Z68-V LX DESKTOP COMPUTE	2/22/12	1,069		1,069	0	0	0
21	NEW GLASS DOORS FROM LOWES	5/29/12	1,036		1,036	0	0	0
22	NUTEK COMPUTER INC	7/29/12	1,467		1,467	0	0	0
23	MSI GE620DX CORE i7 COMPUTER	7/31/12	1,570		1,570	0	0	0
24	TOSHIBA FLAT PANEL TELEVISION	8/15/12	626		626	0	0	0
25	SOFTTOPBOX VIDEO REIVER, MONITO	9/26/12	1,391		1,391	0	0	0
26	INTEL i7 QUAD COMPUTER RC430KWN	12/08/12	1,225		1,225	0	0	0
47	2/3" CCD HD ROBOTIC CAMERA	10/14/15	29,351		29,351	0	0	0
48	2/3" CCD HD ROBOTIC CAMERA	10/14/15	29,351		29,351	0	0	0
49	2/3" CCD HD STUDIO PACKAGE CAMER	10/14/15	35,074		35,074	0	0	0
50	2/3" CCD HD STUDIO PACKAGE CAMER	10/14/15	35,074		35,074	0	0	0
51	STUDIO LIGHTING INTERIOR	10/14/15	57,406		57,406	0	0	0
52	REMOTE CAMERA SYNCB/AMAZON	10/21/15	2,280		0	1,140	0	1,140
53	REMOTE CAMERA SYNCB/AMAZON	10/21/15	2,280		0	1,140	0	1,140
54	REMOTE CAMERA SYNCB/AMAZON	10/21/15	2,280		0	1,140	0	1,140
55	GRAY SCALE #SRWI-GS	10/26/15	883		0	441	0	442
56	GENERIC DESKTOP COMPUTER	10/28/15	1,901		0	950	0	951
57	ENCODER (TO TRANSMIT DIGITAL SIGI	10/28/15	2,249		0	1,125	0	1,124
59	EDITING SOFTWARE	11/02/15	1,514		0	757	0	757
60	HP ZBOOK 17 G2 MOBILE WORKSTATI	11/02/15	2,100		0	1,050	0	1,050
61	27" IMAC WITH MONITOR	11/02/15	4,209		0	2,105	0	2,104
62	APPLE MACBOOK PRO (PORTABLE)	11/02/15	2,995		0	1,498	0	1,497
63	CAMERA STABILIZER FOR FIELD	11/02/15	2,954		0	1,477	0	1,477
64	STUDIO 19 PROLINE PROMPTER	11/02/15	1,999		0	1,000	0	999
Form 990, Page 1			270,546		186,256	13,823	43,269	16,904
Grand Total			270,546		186,256	13,823	43,269	16,904

Depreciation Adjustment Report

All Business Activities

Form	Unit	Asset	Description	Tax	AMT	AMT Adjustments/ Preferences
MACRS Adjustments:						
Page 1	1	1	BUILDING - 28 S ORCHARD STREET	4,410	4,410	0
Page 1	1	5	FURNANCE	42	42	0
Page 1	1	6	SECURITY SYSTEM	0	0	0
Page 1	1	7	BUILDING RENOVATION	1,467	1,467	0
Page 1	1	8	ELECTRICAL WORK	129	129	0
Page 1	1	9	B&H PHOTO VIDEO GLS	0	0	0
Page 1	1	10	PEG PEDA TRICASTER HARDWARE	0	0	0
Page 1	1	11	B&H PHOTO VIDEO	0	0	0
Page 1	1	12	POWERSUPPLY FOR BROADCAST ROOM	0	0	0
Page 1	1	13	B&H PHOTO VIDEO	0	0	0
Page 1	1	14	BUILDING WPAA LETTERED SIGN	0	0	0
Page 1	1	15	OUTDOOR PTZ POWER SUPPLY	0	0	0
Page 1	1	16	B&H MICROPHONES	0	0	0
Page 1	1	17	HP WORKSTATION AND MONITOR-DISCO	0	0	0
Page 1	1	18	2 NEWE FRONT WINDOWS	29	29	0
Page 1	1	19	ASUS P9Z68-V LX DESKTOP COMPUTER F	0	0	0
Page 1	1	20	ELECTRICAL WIRING MODIFICATIONS - A	51	51	0
Page 1	1	21	NEW GLASS DOORS FROM LOWES	0	0	0
Page 1	1	22	NUTEK COMPUTER INC	0	0	0
Page 1	1	23	MSI GE620DX CORE i7 COMPUTER	0	0	0
Page 1	1	24	TOSHIBA FLAT PANEL TELEVISION	0	0	0
Page 1	1	25	SOFTTOPBOX VIDEO REIVER, MONITOR A	0	0	0
Page 1	1	26	INTEL i7 QUAD COMPUTER RC430KWN111	0	0	0
Page 1	1	38	HBC TRICASTER 460 UPGRADE	779	663	116
Page 1	1	40	MTE - GREEN SCREEN	250	212	38
Page 1	1	42	PARKING LOT ENHANCEMENTS	1,039	1,039	0
Page 1	1	43	PAVING - SIDE DRIVEWAY	114	114	0
Page 1	1	44	1ST FL CONCRETE COATING	543	543	0
Page 1	1	45	SONY 70" LED HDTV	730	555	175
Page 1	1	46	MURAL PAINTED ON THE BUILDING	54	54	0
Page 1	1	47	2/3' CCD HD ROBOTIC CAMERA	29,351	29,351	0
Page 1	1	48	2/3' CCD HD ROBOTIC CAMERA	29,351	29,351	0
Page 1	1	49	2/3" CCD HD STUDIO PACKAGE CAMERA	35,074	35,074	0
Page 1	1	50	2/3" CCD HD STUDIO PACKAGE CAMERA	35,074	35,074	0
Page 1	1	51	STUDIO LIGHTING INTERIOR	57,406	57,406	0
Page 1	1	52	REMOTE CAMERA SYNCB/AMAZON	1,197	1,197	0
Page 1	1	53	REMOTE CAMERA SYNCB/AMAZON	1,197	1,197	0
Page 1	1	54	REMOTE CAMERA SYNCB/AMAZON	1,197	1,197	0
Page 1	1	55	GRAY SCALE #SRWI-GS	463	463	0
Page 1	1	56	GENERIC DESKTOP COMPUTER	998	998	0
Page 1	1	57	ENCODER (TO TRANSMIT DIGITAL SIGNA	1,181	1,181	0
Page 1	1	58	OUTDOOR SAFETY LIGHTING	31	31	0
Page 1	1	59	EDITING SOFTWARE	820	820	0
Page 1	1	60	HP ZBOOK 17 G2 MOBILE WORKSTATION	1,102	1,102	0
Page 1	1	61	27" IMAC WITH MONITOR	2,210	2,210	0
Page 1	1	62	APPLE MACBOOK PRO (PORTABLE)	1,572	1,572	0
Page 1	1	63	CAMERA STABILIZER FOR FIELD	1,551	1,551	0
Page 1	1	64	STUDIO 19 PROLINE PROMPTER	1,049	1,049	0
				<u>210,461</u>	<u>210,132</u>	<u>329</u>

Asset	Description	Date In Service	Cost	CT
Prior MACRS:				
1	BUILDING - 28 S ORCHARD STREET	12/31/09	172,000	4,411
5	FURNANCE	2/21/10	6,165	0
6	SECURITY SYSTEM	10/15/10	6,973	0
7	BUILDING RENOVATION	4/15/11	57,231	1,468
8	ELECTRICAL WORK	4/15/11	5,000	128
9	B&H PHOTO VIDEO GLS	5/01/11	6,143	0
10	PEG PEDA TRICASTER HARDWARE	5/10/11	13,532	0
11	B&H PHOTO VIDEO	5/31/11	5,667	0
12	POWERSUPPLY FOR BROADCAST ROOM	6/09/11	1,459	0
13	B&H PHOTO VIDEO	6/23/11	1,296	0
14	BUILDING WPAA LETTERED SIGN	9/16/11	1,350	0
15	OUTDOOR PTZ POWER SUPPLY	10/12/11	1,898	0
16	B&H MICROPHONES	12/28/11	1,869	0
17	HP WORKSTATION AND MONITOR-DISCO	1/27/12	1,910	0
18	2 NEWE FRONT WINDOWS	2/20/12	1,125	29
19	ASUS P9Z68-V LX DESKTOP COMPUTER F	2/22/12	1,069	0
20	ELECTRICAL WIRING MODIFICATIONS - A	3/10/12	2,000	52
21	NEW GLASS DOORS FROM LOWES	5/29/12	1,036	0
22	NUTEK COMPUTER INC	7/29/12	1,467	0
23	MSI GE620DX CORE i7 COMPUTER	7/31/12	1,570	0
24	TOSHIBA FLAT PANEL TELEVISION	8/15/12	626	0
25	SOFTTOPBOX VIDEO REIVER, MONITOR A	9/26/12	1,391	0
26	INTEL i7 QUAD COMPUTER RC430KWN111	12/08/12	1,225	0
38	HBC TRICASTER 460 UPGRADE	1/06/14	2,995	467
40	MTE - GREEN SCREEN	3/19/14	962	150
42	PARKING LOT ENHANCEMENTS	7/02/14	10,938	935
43	PAVING - SIDE DRIVEWAY	7/07/14	1,200	103
44	1ST FL CONCRETE COATING	10/22/14	5,500	489
45	SONY 70" LED HDTV	11/17/14	1,921	438
46	MURAL PAINTED ON THE BUILDING	5/13/15	3,400	88
47	2/3' CCD HD ROBOTIC CAMERA	10/14/15	29,351	0
48	2/3' CCD HD ROBOTIC CAMERA	10/14/15	29,351	0
49	2/3" CCD HD STUDIO PACKAGE CAMERA	10/14/15	35,074	0
50	2/3" CCD HD STUDIO PACKAGE CAMERA	10/14/15	35,074	0
51	STUDIO LIGHTING INTERIOR	10/14/15	57,406	0
52	REMOTE CAMERA SYNCB/AMAZON	10/21/15	2,280	433
53	REMOTE CAMERA SYNCB/AMAZON	10/21/15	2,280	433
54	REMOTE CAMERA SYNCB/AMAZON	10/21/15	2,280	433
55	GRAY SCALE #SRWI-GS	10/26/15	883	168
56	GENERIC DESKTOP COMPUTER	10/28/15	1,901	361
57	ENCODER (TO TRANSMIT DIGITAL SIGNA	10/28/15	2,249	427
58	OUTDOOR SAFETY LIGHTING	11/01/15	9,615	246
59	EDITING SOFTWARE	11/02/15	1,514	463
60	HP ZBOOK 17 G2 MOBILE WORKSTATION	11/02/15	2,100	399
61	27" IMAC WITH MONITOR	11/02/15	4,209	800
62	APPLE MACBOOK PRO (PORTABLE)	11/02/15	2,995	569
63	CAMERA STABILIZER FOR FIELD	11/02/15	2,954	561
64	STUDIO 19 PROLINE PROMPTER	11/02/15	1,999	380
			<u>544,433</u>	<u>14,431</u>

Other Depreciation:

2	LAND - 28 S ORCHARD STREET	12/31/09	44,256	0
3	MOBILE STREAM KIT & WARRANTY - DIS	3/22/09	20,555	0
4	U-VERSE PEG KIT - DISCOVER VIDEO, LLC	5/31/09	9,990	0
27	CARPETING-HOME DEPOT	4/10/13	4,218	602
28	2 STANDING TRIPODS-B&H	1/16/13	2,944	589
29	HB COMM STUDIO EQUIPMENT	7/05/13	100,130	20,026
30	HB COMM TRICASTER	4/17/13	19,995	3,999
31	HB COMM FUJI S17X6.6BRM ZOOM LENS	4/24/13	1,748	350
32	GREEN SCREEN	7/17/13	729	146
33	TELVUE B100 PLAYOUT SERVER, MON & :	4/10/13	4,855	971
34	DELL POWER VAULT XM3200	6/12/13	5,995	1,199
35	VARIZOON VZ-QUICKJIBKIT WITH DOLLY	7/01/13	2,995	599
36	15 IN MONITOR/DELVCAM 7 IN RACK ANI	7/05/13	1,974	395

<u>Asset</u>	<u>Description</u>	<u>Date In Service</u>	<u>Cost</u>	<u>CT</u>
37	MICS CABLES/ETC	7/10/13	318	63
39	VZ-MC100 PANTILT CONTROL	1/13/14	3,901	781
41	V-R43P LCD RACK MONITOR	5/07/14	2,024	405
	Total Other Depreciation		<u>226,627</u>	<u>30,125</u>
	Total ACRS and Other Depreciation		<u>226,627</u>	<u>30,125</u>
	Grand Totals		<u>771,060</u>	<u>44,556</u>

Name

Taxpayer Identification Number

**WALLINGFORD PUBLIC ACCESS
ASSOCIATION, INC.**

06-1378847

		2014	2015	Differences
Revenue	1. Contributions, gifts, grants	1. 94,505	318,068	223,563
	2. Membership dues and assessments	2.		
	3. Government contributions and grants	3.		
	4. Program service revenue	4.		
	5. Investment income	5. 14	18	4
	6. Proceeds from tax exempt bonds	6.		
	7. Net gain or (loss) from sale of assets other than inventory	7.		
	8. Net income or (loss) from fundraising events	8.		
	9. Net income or (loss) from gaming	9.		
	10. Net gain or (loss) on sales of inventory	10.		
	11. Other revenue	11.		
	12. Total revenue. Add lines 1 through 11	12. 94,519	318,086	223,567
Expenses	13. Grants and similar amounts paid	13.		
	14. Benefits paid to or for members	14.		
	15. Compensation of officers, directors, trustees, etc.	15.		
	16. Salaries, other compensation, and employee benefits	16. 15,259	22,458	7,199
	17. Professional fundraising fees	17.		
	18. Other professional fees	18. 1,025	1,900	875
	19. Occupancy, rent, utilities, and maintenance	19. 17,440	17,039	-401
	20. Depreciation and Depletion	20. 40,431	240,585	200,154
	21. Other expenses	21. 18,652	34,222	15,570
	22. Total expenses. Add lines 13 through 21	22. 92,807	316,204	223,397
	23. Excess or (Deficit). Subtract line 22 from line 12	23. 1,712	1,882	170
Other Information	24. Total exempt revenue	24. 94,519	318,086	223,567
	25. Total unrelated revenue	25.		
	26. Total excludable revenue	26. 14	18	4
	27. Total assets	27. 407,303	395,284	-12,019
	28. Total liabilities	28. 118,195	104,293	-13,902
	29. Retained earnings	29. 289,108	290,991	1,883
	30. Number of voting members of governing body	30. 7	9	
	31. Number of independent voting members of governing body	31. 7	9	
	32. Number of employees	32. 3	9	
	33. Number of volunteers	33. 50		

Form 990

Tax Return History

2015

Name WALLINGFORD PUBLIC ACCESS
ASSOCIATION, INC.

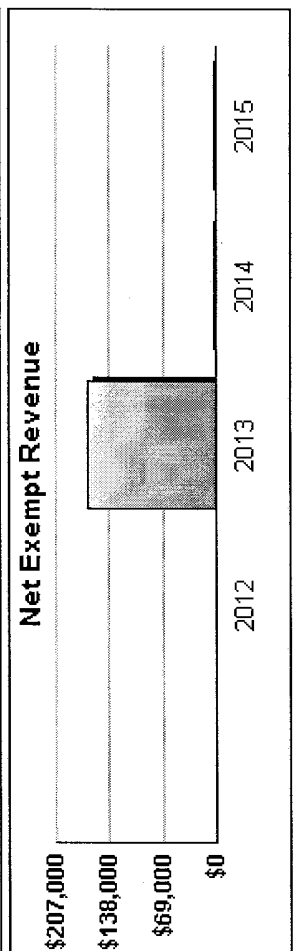
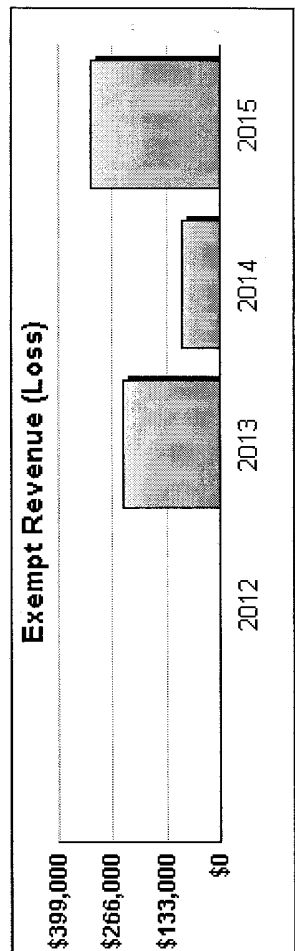
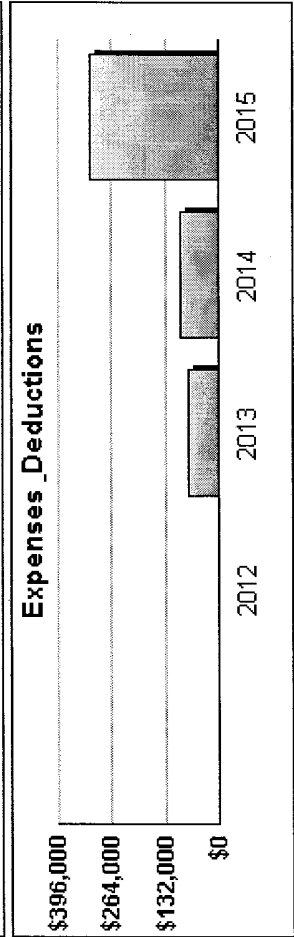
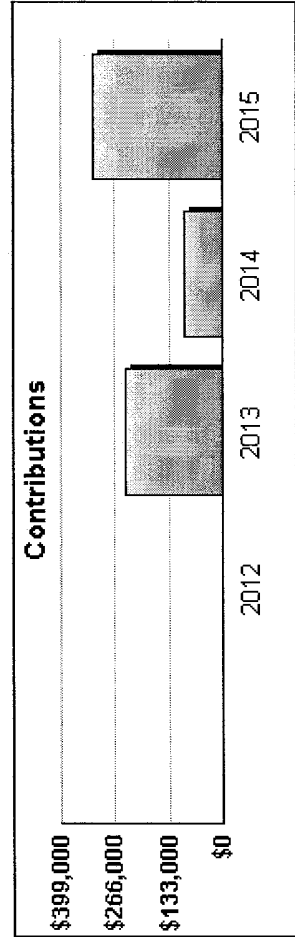
Employer Identification Number
06-1378847

	2011	2012	2013	2014	2015	2016
Contributions, gifts, grants			240,387	94,505	318,068	
Membership dues						
Program service revenue						
Capital gain or loss			20	14	18	
Investment income						
Fundraising revenue (income/loss)						
Gaming revenue (income/loss)						
Other revenue			240,407	94,519	318,086	
Total revenue						
Grants and similar amounts paid						
Benefits paid to or for members						
Compensation of officers, etc.			15,588	15,259	22,458	
Other compensation			1,725	1,025	1,900	
Professional fees			19,026	17,440	17,039	
Occupancy costs			28,454	40,431	240,585	
Depreciation and depletion			9,664	18,652	34,222	
Other expenses			74,457	92,807	316,204	
Total expenses			165,950	1,712	1,882	
Excess or (Deficit)						
Total exempt revenue			240,407	94,519	318,086	
Total unrelated revenue						
Total excludable revenue			20	14	18	
Total Assets			448,858	407,303	395,284	
Total Liabilities			161,462	118,195	104,293	
Net Fund Balances			287,396	289,108	290,991	

Tax Return History

Form **990T** 2015
 Name **WALLINGFORD PUBLIC ACCESS ASSOCIATION, INC.** Employer Identification Number **06-1378847**

	2011	2012	2013	2014	2015	2016
Business activity profit/loss						
Capital gains/losses						
Partner and S Corp gain/loss						
Rental income*						
Debt-financed income*						
Controlled organizations income/interest*						
Investment income, specific organizations*						
Exploited exempt activity income*						
Other income						
Total trade or business income.						
Compensation of officers, ect.						
Other salaries and wages						
Repairs and maintenance						
Bad debts						
Interest						
Taxes and licenses						
Charitable contributions						
Depreciation and Depletion						
Deferred compensation plans						
Employee benefit programs						


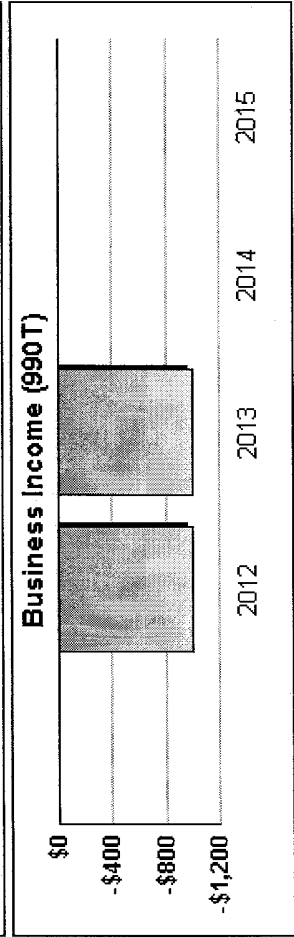
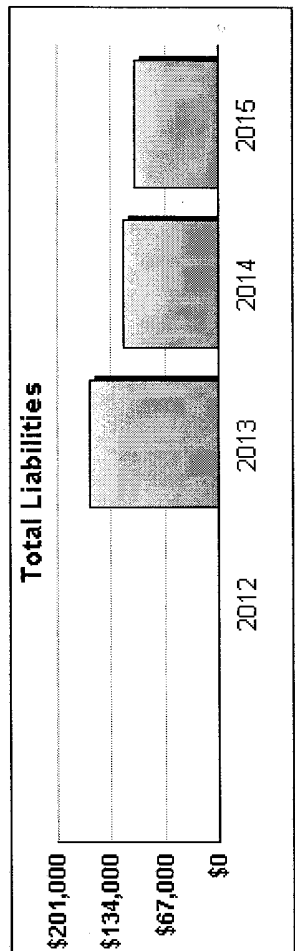
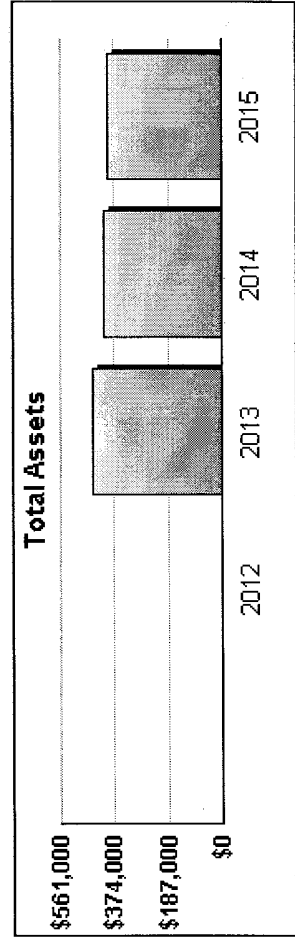


Tax Return History

Form **990T** 2015
 Name **WALLINGFORD PUBLIC ACCESS ASSOCIATION, INC.** Employer Identification Number **06-1378847**

	2011	2012	2013	2014	2015	2016
Other deductions						
Net operating loss deduction						
Specific deduction		1,000	1,000			
Income after expense and deductions		-1,000	-1,000			
Income tax (corporate or trust)						
Other taxes						
Total taxes						
General business credit						
Other credits						
Net tax after credits						
Estimated tax payments						
Other payments						
Balance due/Overpayment						

* Income shown net of expenses



Federal Statements

Taxable Interest on Investments

<u>Description</u>	<u>Amount</u>	<u>Unrelated Business Code</u>	<u>Exclusion Code</u>	<u>Postal Code</u>	<u>Acquired after 6/30/75</u>	<u>US Obs (\$ or %)</u>
BANK INTEREST	\$ 18				14 CT	
TOTAL	<u>\$ 18</u>					

00773 WALLINGFORD PUBLIC ACCESS

06-1378847

FYE: 12/31/2015

Federal Statements

Form 990, Part IX, Line 24e - All Other Expenses

Description	Total Expenses	Program Service	Management & General	Fund Raising
GENERAL REPAIRS AND MAINT	\$ 1,542	1,542		
VIDEO SUPPLIES	1,511	1,511		
WEBSITE	975	975		
TELEPHONE	751	751		
INTERNET/CABLE	719	719		
REGISTRATION, MEMBER FEES	50	50		
TOTAL	\$ 5,548	\$ 5,548	\$ 0	\$ 0

00773 WALLINGFORD PUBLIC ACCESS
06-1378847
FYE: 12/31/2015

Federal Statements

Schedule A, Part III, Line 1(e)

Description	Amount
PEGPETIA GRANT - STATE OF CT AWARD	\$ 226,722
GRANT FROM COMCAST - SUBSCRIBERS	67,140
GRANT FROM AT&T SUBSCRIBERS	23,934
DONATIONS	214
I GIVE DONATIONS	58
TOTAL	<u>\$ 318,068</u>

Schedule A, Part III, Line 10a(e)

Description	Amount
BANK INTEREST	\$ 18
TOTAL	<u>\$ 18</u>