

Forms 990 / 990-EZ Return Summary

For calendar year 2014, or tax year beginning _____, and ending _____

**WALLINGFORD PUBLIC ACCESS
ASSOCIATION, INC.**

06-1378847

Taxpayer's Copy

Net Asset / Fund Balance at Beginning of Year 287,396

Revenue

Contributions	<u>94,505</u>	
Program service revenue		
Investment income	<u>14</u>	
Capital gain / loss		
Fundraising / Gaming:		
Gross revenue		
Direct expenses		
Net income		
Other income	<u>0</u>	
Total revenue		<u>94,519</u>

Expenses

Program services	<u>89,577</u>	
Management and general	<u>3,230</u>	
Fundraising		
Total expenses		<u>92,807</u>
Excess / (deficit)		<u>1,712</u>

Changes _____

Net Asset / Fund Balance at End of Year 289,108

Reconciliation of Revenue

Total revenue per financial statements	
Less:	
Unrealized gains	
Donated services	
Recoveries	
Other	
Plus:	
Investment expenses	
Other	
Total revenue per return	<u><u>94,519</u></u>

Reconciliation of Expenses

Total expenses per financial statements	
Less:	
Donated services	
Prior year adjustments	
Losses	
Other	
Plus:	
Investment expenses	
Other	
Total expenses per return	<u><u>92,807</u></u>

Balance Sheet

	Beginning	Ending	Differences
Assets	<u>448,858</u>	<u>407,303</u>	
Liabilities	<u>161,462</u>	<u>118,195</u>	
Net assets	<u><u>287,396</u></u>	<u><u>289,108</u></u>	<u>1,712</u>

Miscellaneous Information

Amended return _____
 Return / extended due date 11/16/15
 Failure to file penalty _____

Form **990****Two Year Comparison Report****2013 & 2014**

For calendar year 2014, or tax year beginning

, ending

Name

**WALLINGFORD PUBLIC ACCESS
ASSOCIATION, INC.**

Taxpayer Identification Number

06-1378847

		2013	2014	Differences
Revenue	1. Contributions, gifts, grants	1. 240,387	94,505	-145,882
	2. Membership dues and assessments	2.		
	3. Government contributions and grants	3.		
	4. Program service revenue	4.		
	5. Investment income	5. 20	14	-6
	6. Proceeds from tax exempt bonds	6.		
	7. Net gain or (loss) from sale of assets other than inventory	7.		
	8. Net income or (loss) from fundraising events	8.		
	9. Net income or (loss) from gaming	9.		
	10. Net gain or (loss) on sales of inventory	10.		
	11. Other revenue	11.		
	12. Total revenue. Add lines 1 through 11	12. 240,407	94,519	-145,888
Expenses	13. Grants and similar amounts paid	13.		
	14. Benefits paid to or for members	14.		
	15. Compensation of officers, directors, trustees, etc.	15.		
	16. Salaries, other compensation, and employee benefits	16. 15,588	15,259	-329
	17. Professional fundraising fees	17.		
	18. Other professional fees	18. 1,725	1,025	-700
	19. Occupancy, rent, utilities, and maintenance	19. 19,026	17,440	-1,586
	20. Depreciation and Depletion	20. 28,454	40,431	11,977
	21. Other expenses	21. 9,664	18,652	8,988
	22. Total expenses. Add lines 13 through 21	22. 74,457	92,807	18,350
	23. Excess or (Deficit). Subtract line 22 from line 12	23. 165,950	1,712	-164,238
Other Information	24. Total exempt revenue	24. 240,407	94,519	-145,888
	25. Total unrelated revenue	25.		
	26. Total excludable revenue	26. 20	14	-6
	27. Total assets	27. 448,858	407,303	-41,555
	28. Total liabilities	28. 161,462	118,195	-43,267
	29. Retained earnings	29. 287,396	289,108	1,712
	30. Number of voting members of governing body	30. 6	7	
	31. Number of independent voting members of governing body	31. 6	7	
	32. Number of employees	32. 3	3	
	33. Number of volunteers	33. 2	50	

Form 990T	Two Year Comparison Report	2013 & 2014
For calendar year 2014, or tax year beginning _____, ending _____		

Name **WALLINGFORD PUBLIC ACCESS ASSOCIATION, INC.** Taxpayer Identification Number **06-1378847**

		2013	2014	Differences	
Revenue	1. Gross profit/loss on business activities	1.			
	2. Capital gains/losses	2.			
	3. Income/loss from partnerships and S corporations	3.			
	4. Rental income (net of expense)	4.			
	5. Unrelated debt-financed income (net of expense)	5.			
	6. Interest, and other income from controlled organizations (net of expense)	6.			
	7. Investment income of specific organizations (net of expense)	7.			
	8. Exploited exempt activity income (net of expense)	8.			
	9. Advertising income (net of expense)	9.			
	10. Other income	10.			
	11. Total trade or business income. Combine lines 1 through 10	11.			
Expenses	12. Compensation of officers, directors, and trustees	12.			
	13. Other salaries and wages	13.			
	14. Repairs and maintenance	14.			
	15. Bad debts	15.			
	16. Interest	16.			
	17. Taxes and licenses	17.			
	18. Charitable contributions	18.			
	19. Depreciation and Depletion	19.			
	20. Contributions to deferred compensation plans	20.			
	21. Employee benefit programs	21.			
	22. Other deductions	22.			
	23. Total deductions. Add lines 12 through 22	23.			
	24. Taxable income before NOL. Subtract line 23 from 11	24.			
	25. Net operating loss deduction	25.			
	26. Specific deduction	26.	1,000		-1,000
	27. Unrelated business taxable income.	27.	-1,000		1,000
	Tax & Credits	28. Income tax (corporate or trust)	28.		
29. Proxy tax		29.			
30. Alternative minimum tax		30.			
31. Total taxes		31.			
32. Other credits		32.			
33. General business credit		33.			
34. Credit for prior year minimum tax		34.			
35. Total credits		35.			
36. Net tax after credits		36.			
37. Recapture taxes		37.			
38. Total Taxes	38.				
Due/Refund	39. Prior year overpayment and estimated tax payments	39.			
	40. Payment made with extension	40.			
	41. Backup withholding and foreign withholding	41.			
	42. Other payments	42.			
	43. Total payments	43.			
	44. Balance due/(Overpayment)	44.			
	45. Overpayment applied to next year	45.			
	46. Penalties	46.			
	47. Total due/(Refund)	47.			

Form **990**

Tax Return History

2014Name **WALLINGFORD PUBLIC ACCESS
ASSOCIATION, INC.**Employer Identification Number
06-1378847

	2010	2011	2012	2013	2014	2015
Contributions, gifts, grants				240,387	94,505	
Membership dues						
Program service revenue						
Capital gain or loss				20	14	
Investment income						
Fundraising revenue (income/loss)						
Gaming revenue (income/loss)						
Other revenue						
Total revenue				240,407	94,519	
Grants and similar amounts paid						
Benefits paid to or for members						
Compensation of officers, etc.						
Other compensation				15,588	15,259	
Professional fees				1,725	1,025	
Occupancy costs				19,026	17,440	
Depreciation and depletion				28,454	40,431	
Other expenses				9,664	18,652	
Total expenses				74,457	92,807	
Excess or (Deficit)				165,950	1,712	
Total exempt revenue				240,407	94,519	
Total unrelated revenue						
Total excludable revenue				20	14	
Total Assets				448,858	407,303	
Total Liabilities				161,462	118,195	
Net Fund Balances				287,396	289,108	

Form **990T**

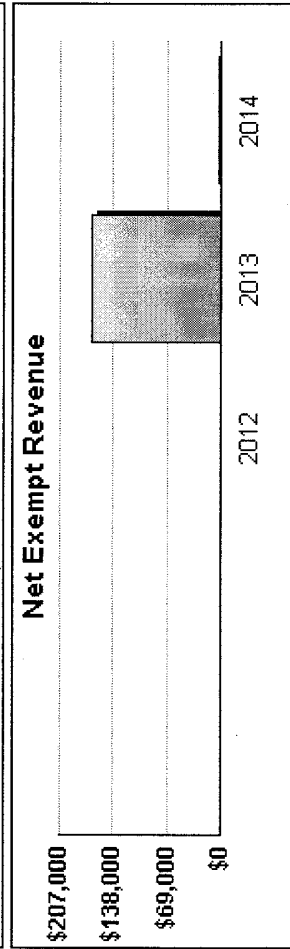
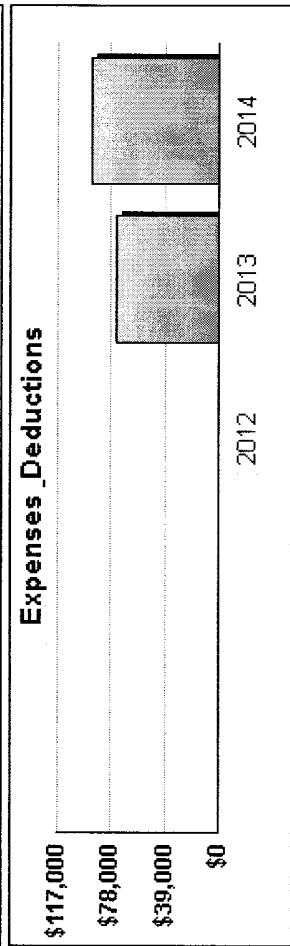
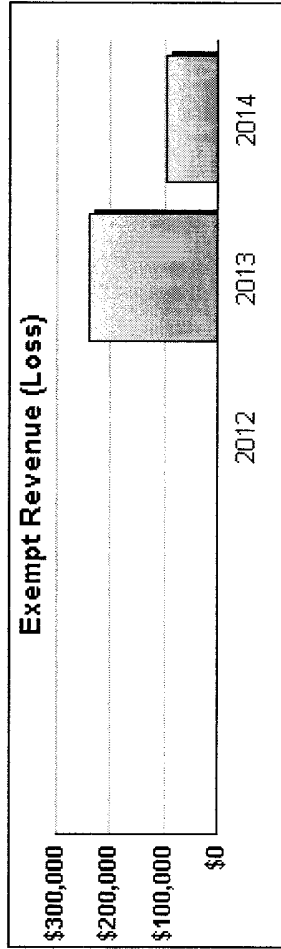

Tax Return History

2014

Name **WALLINGFORD PUBLIC ACCESS ASSOCIATION, INC.**

Employer Identification Number **06-1378847**

	2010	2011	2012	2013	2014	2015
Business activity profit/loss						
Capital gains/losses						
Partner and S Corp gain/loss						
Rental income*						
Debt-financed income*						
Controlled organizations income/interest*						
Investment income, specific organizations*						
Exploited exempt activity income*						
Other income						
Total trade or business income.						
Compensation of officers, ect.						
Other salaries and wages						
Repairs and maintenance						
Bad debts						
Interest						
Taxes and licenses						
Charitable contributions						
Depreciation and Depletion						
Deferred compensation plans						
Employee benefit programs						



Form **990T**

Tax Return History


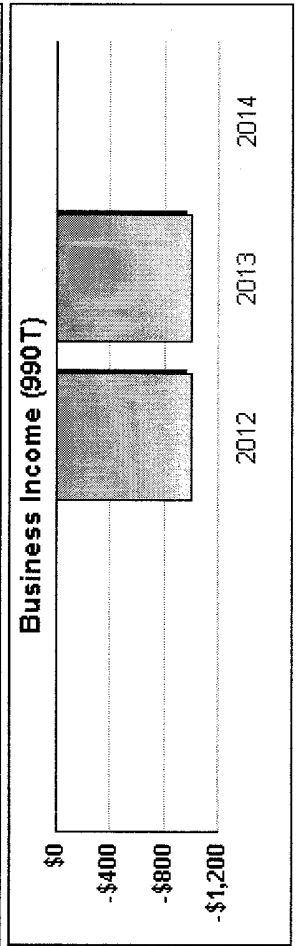
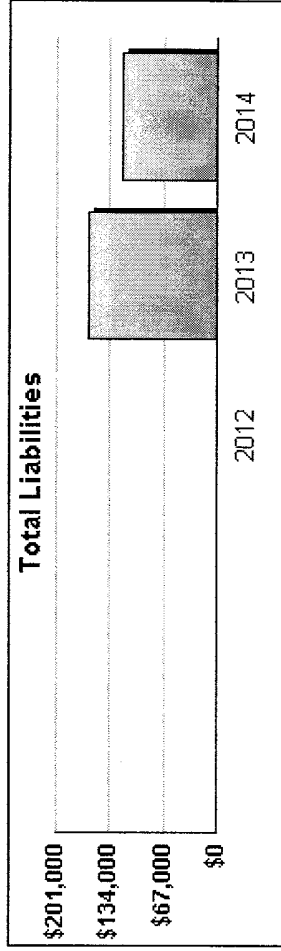
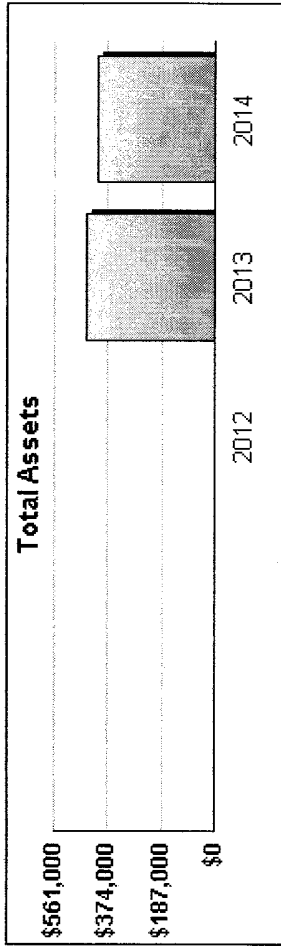
2014

Name **WALLINGFORD PUBLIC ACCESS ASSOCIATION, INC.**

Employer Identification Number **06-1378847**

	2010	2011	2012	2013	2014	2015
Other deductions						
Net operating loss deduction						
Specific deduction			1,000	1,000		
Income after expense and deductions			-1,000	-1,000		
Income tax (corporate or trust)						
Other taxes						
Total taxes						
General business credit						
Other credits						
Net tax after credits						
Estimated tax payments						
Other payments						
Balance due/Overpayment						

* Income shown net of expenses



Federal Asset Report

Form 990, Page 1

Asset	Description	Date In Service	Cost	Bus Sec % 179Bonus	Basis for Depr	PerConv Meth	Prior	Current
5-year GDS Property:								
38	HBC TRICASTER 460 UPGRADE	1/06/14	2,995		2,995	5 MQ200DB	0	1,048
40	MTE - GREEN SCREEN	3/19/14	962		962	5 MQ200DB	0	337
45	SONY 70" LED HDTV	11/17/14	1,921		1,921	5 MQ200DB	0	96
			<u>5,878</u>		<u>5,878</u>		<u>0</u>	<u>1,481</u>
15-year GDS Property:								
42	PARKING LOT ENHANCEMENTS	7/02/14	10,938		10,938	15 HY 150DB	0	547
43	PAVING - SIDE DRIVEWAY	7/07/14	1,200		1,200	15 HY 150DB	0	60
44	1ST FL CONCRETE COATING	10/22/14	5,500		5,500	15 MQ150DB	0	69
			<u>17,638</u>		<u>17,638</u>		<u>0</u>	<u>676</u>
Prior MACRS:								
1	BUILDING - 28 S ORCHARD STREET	12/31/09	172,000		172,000	39 MM S/L	17,825	4,410
5	FURNANCE	2/21/10	6,165	X	3,083	5 MQ200DB	5,783	340
6	SECURITY SYSTEM	10/15/10	6,973	X	0	5 MQ200DB	6,973	0
7	BUILDING RENOVATION	4/15/11	57,231		57,231	39 MM S/L	3,974	1,468
8	ELECTRICAL WORK	4/15/11	5,000		5,000	39 MM S/L	347	128
9	B&H PHOTO VIDEO GLS	5/01/11	6,143	X	0	5 HY 200DB	6,143	0
10	PEG PEDA TRICASTER HARDWARE	5/10/11	13,532	X	0	5 HY 200DB	13,532	0
11	B&H PHOTO VIDEO	5/31/11	5,667	X	0	5 HY 200DB	5,667	0
12	POWERSUPPLY FOR BROADCAST RO	6/09/11	1,459	X	0	5 HY 200DB	1,459	0
13	B&H PHOTO VIDEO	6/23/11	1,296	X	0	5 HY 200DB	1,296	0
14	BUILDING WPAA LETTERED SIGN	9/16/11	1,350	X	0	5 HY 200DB	1,350	0
15	OUTDOOR PTZ POWER SUPPLY	10/12/11	1,898	X	0	5 HY 200DB	1,898	0
16	B&H MICROPHONES	12/28/11	1,869	X	0	5 HY 200DB	1,869	0
17	HP WORKSTATION AND MONITOR-DI	1/27/12	1,910	X X	0	5 HY 200DB	1,910	0
18	2 NEWE FRONT WINDOWS	2/20/12	1,125		1,125	39 MM S/L	54	29
19	ASUS P9Z68-V LX DESKTOP COMPUTI	2/22/12	1,069	X X	0	5 HY 200DB	1,069	0
20	ELECTRICAL WIRING MODIFICATION	3/10/12	2,000		2,000	39 MM S/L	92	51
21	NEW GLASS DOORS FROM LOWES	5/29/12	1,036	X X	0	7 HY 200DB	1,036	0
22	NUTEK COMPUTER INC	7/29/12	1,467	X X	0	5 HY 200DB	1,467	0
23	MSI GE620DX CORE i7 COMPUTER	7/31/12	1,570	X X	0	5 HY 200DB	1,570	0
24	TOSHIBA FLAT PANEL TELEVISION	8/15/12	626	X X	0	5 HY 200DB	626	0
25	SOFTTOPBOX VIDEO REIVER, MONIT	9/26/12	1,391	X X	0	5 HY 200DB	1,391	0
26	INTEL i7 QUAD COMPUTER RC430KW	12/08/12	1,225	X X	0	5 HY 200DB	1,225	0
			<u>294,002</u>		<u>240,439</u>		<u>78,556</u>	<u>6,426</u>
Other Depreciation:								
2	LAND - 28 S ORCHARD STREET	12/31/09	44,256		44,256	0 -- Land	0	0
3	MOBILE STREAM KIT & WARRANTY -	3/22/09	20,555		20,555	5 MO S/L	19,527	1,028
4	U-VERSE PEG KIT - DISCOVER VIDEO	5/31/09	9,990		9,990	5 MO S/L	9,158	832
27	CARPETING-HOME DEPOT	4/10/13	4,218		4,218	7 MO S/L	452	602
28	2 STANDING TRIPODS-B&H	1/16/13	2,944		2,944	5 MO S/L	540	588
29	HB COMM STUDIO EQUIPMENT	7/05/13	100,130		100,130	5 MO S/L	10,013	20,026
30	HB COMM TRICASTER	4/17/13	19,995		19,995	5 MO S/L	2,666	3,999
31	HB COMM FUJI S17X6.6BRM ZOOM LE	4/24/13	1,748		1,748	5 MO S/L	233	350
32	GREEN SCREEN	7/17/13	729		729	5 MO S/L	61	146
33	TELVUE B100 PLAYOUT SERVER, MOI	4/10/13	4,855		4,855	5 MO S/L	728	971
34	DELL POWER VAULT XM3200	6/12/13	5,995		5,995	5 MO S/L	699	1,199
35	VARIZOON VZ-QUICKJIBKIT WITH DC	7/01/13	2,995		2,995	5 MO S/L	300	599
36	15 IN MONITOR/DELVCAM 7 IN RACK	7/05/13	1,974		1,974	5 MO S/L	197	395
37	MICS CABLES/ETC	7/10/13	318		318	5 MO S/L	32	63
39	VZ-MC100 PANTILT CONTROL	1/13/14	3,901		3,901	5 MO S/L	0	780
41	V-R43P LCD RACK MONITOR	5/07/14	2,024		2,024	5 MO S/L	0	270
	Total Other Depreciation		<u>226,627</u>		<u>226,627</u>		<u>44,606</u>	<u>31,848</u>
	Total ACRS and Other Depreciation		<u>226,627</u>		<u>226,627</u>		<u>44,606</u>	<u>31,848</u>

Federal Asset Report**Form 990, Page 1**

<u>Asset</u>	<u>Description</u>	<u>Date</u> <u>In Service</u>	<u>Cost</u>	<u>Bus Sec</u> <u>% 179 Bonus</u>	<u>Basis</u> <u>for Depr</u>	<u>PerConv Meth</u>	<u>Prior</u>	<u>Current</u>
	Grand Totals		544,145		490,582		123,162	40,431
	Less: Dispositions and Transfers		0		0		0	0
	Less: Start-up/Org Expense		0		0		0	0
	Net Grand Totals		<u>544,145</u>		<u>490,582</u>		<u>123,162</u>	<u>40,431</u>

Asset	Description	Date In Service	Cost	Basis for Depr	CT Prior	CT Current	Federal Current	Difference Fed - CT
5-year GDS Property:								
38	HBC TRICASTER 460 UPGRADE	1/06/14	2,995	2,995	0	1,048	1,048	0
40	MTE - GREEN SCREEN	3/19/14	962	962	0	337	337	0
45	SONY 70" LED HDTV	11/17/14	1,921	1,921	0	96	96	0
			<u>5,878</u>	<u>5,878</u>	<u>0</u>	<u>1,481</u>	<u>1,481</u>	<u>0</u>
15-year GDS Property:								
42	PARKING LOT ENHANCEMENTS	7/02/14	10,938	10,938	0	547	547	0
43	PAVING - SIDE DRIVEWAY	7/07/14	1,200	1,200	0	60	60	0
44	1ST FL CONCRETE COATING	10/22/14	5,500	5,500	0	69	69	0
			<u>17,638</u>	<u>17,638</u>	<u>0</u>	<u>676</u>	<u>676</u>	<u>0</u>
Prior MACRS:								
1	BUILDING - 28 S ORCHARD STREET	12/31/09	172,000	172,000	17,825	4,410	4,410	0
5	FURNANCE	2/21/10	6,165	3,083	5,783	340	340	0
6	SECURITY SYSTEM	10/15/10	6,973	0	6,973	0	0	0
7	BUILDING RENOVATION	4/15/11	57,231	57,231	3,974	1,468	1,468	0
8	ELECTRICAL WORK	4/15/11	5,000	5,000	347	128	128	0
9	B&H PHOTO VIDEO GLS	5/01/11	6,143	0	6,143	0	0	0
10	PEG PEDA TRICASTER HARDWARE	5/10/11	13,532	0	13,532	0	0	0
11	B&H PHOTO VIDEO	5/31/11	5,667	0	5,667	0	0	0
12	POWERSUPPLY FOR BROADCAST RO	6/09/11	1,459	0	1,459	0	0	0
13	B&H PHOTO VIDEO	6/23/11	1,296	0	1,296	0	0	0
14	BUILDING WPAA LETTERED SIGN	9/16/11	1,350	0	1,350	0	0	0
15	OUTDOOR PTZ POWER SUPPLY	10/12/11	1,898	0	1,898	0	0	0
16	B&H MICROPHONES	12/28/11	1,869	0	1,869	0	0	0
17	HP WORKSTATION AND MONITOR-DI	1/27/12	1,910	0	1,910	0	0	0
18	2 NEWE FRONT WINDOWS	2/20/12	1,125	1,125	54	29	29	0
19	ASUS P9Z68-V LX DESKTOP COMPUTI	2/22/12	1,069	0	1,069	0	0	0
20	ELECTRICAL WIRING MODIFICATION	3/10/12	2,000	2,000	92	51	51	0
21	NEW GLASS DOORS FROM LOWES	5/29/12	1,036	0	1,036	0	0	0
22	NUTEK COMPUTER INC	7/29/12	1,467	0	1,467	0	0	0
23	MSI GE620DX CORE i7 COMPUTER	7/31/12	1,570	0	1,570	0	0	0
24	TOSHIBA FLAT PANEL TELEVISION	8/15/12	626	0	626	0	0	0
25	SOFTTOPBOX VIDEO REIVER, MONIT	9/26/12	1,391	0	1,391	0	0	0
26	INTEL i7 QUAD COMPUTER RC430KW	12/08/12	1,225	0	1,225	0	0	0
			<u>294,002</u>	<u>240,439</u>	<u>78,556</u>	<u>6,426</u>	<u>6,426</u>	<u>0</u>
Other Depreciation:								
2	LAND - 28 S ORCHARD STREET	12/31/09	44,256	44,256	0	0	0	0
3	MOBILE STREAM KIT & WARRANTY -	3/22/09	20,555	20,555	19,527	1,028	1,028	0
4	U-VERSE PEG KIT - DISCOVER VIDEO	5/31/09	9,990	9,990	9,158	832	832	0
27	CARPETING-HOME DEPOT	4/10/13	4,218	4,218	452	602	602	0
28	2 STANDING TRIPODS-B&H	1/16/13	2,944	2,944	540	588	588	0
29	HB COMM STUDIO EQUIPMENT	7/05/13	100,130	100,130	10,013	20,026	20,026	0
30	HB COMM TRICASTER	4/17/13	19,995	19,995	2,666	3,999	3,999	0
31	HB COMM FUJI S17X6.6BRM ZOOM LE	4/24/13	1,748	1,748	233	350	350	0
32	GREEN SCREEN	7/17/13	729	729	61	146	146	0
33	TELVUE B100 PLAYOUT SERVER, MOI	4/10/13	4,855	4,855	728	971	971	0
34	DELL POWER VAULT XM3200	6/12/13	5,995	5,995	699	1,199	1,199	0
35	VARIZOON VZ-QUICKJIBKIT WITH DC	7/01/13	2,995	2,995	300	599	599	0
36	15 IN MONITOR/DELVCAM 7 IN RACK	7/05/13	1,974	1,974	197	395	395	0
37	MICS CABLES/ETC	7/10/13	318	318	32	63	63	0
39	VZ-MC100 PANTILT CONTROL	1/13/14	3,901	3,901	0	780	780	0
41	V-R43P LCD RACK MONITOR	5/07/14	2,024	2,024	0	270	270	0
	Total Other Depreciation		<u>226,627</u>	<u>226,627</u>	<u>44,606</u>	<u>31,848</u>	<u>31,848</u>	<u>0</u>
	Total ACRS and Other Depreciation		<u>226,627</u>	<u>226,627</u>	<u>44,606</u>	<u>31,848</u>	<u>31,848</u>	<u>0</u>

CT Asset Report
Form 990, Page 1

<u>Asset</u>	<u>Description</u>	<u>Date In Service</u>	<u>Cost</u>	<u>Basis for Depr</u>	<u>CT Prior</u>	<u>CT Current</u>	<u>Federal Current</u>	<u>Difference Fed - CT</u>
	Grand Totals		544,145	490,582	123,162	40,431	40,431	0
	Less: Dispositions		0	0	0	0	0	0
	Less: Start-up/Org Expense		0	0	0	0	0	0
	Net Grand Totals		<u>544,145</u>	<u>490,582</u>	<u>123,162</u>	<u>40,431</u>	<u>40,431</u>	<u>0</u>

Asset	Description	Date In Service	Cost	Bus Sec % 179Bonus	Basis for Depr	PerConv Meth	Prior	Current
5-year GDS Property:								
38	HBC TRICASTER 460 UPGRADE	1/06/14	2,995		2,995	5 MQ150DB	0	786
40	MTE - GREEN SCREEN	3/19/14	962		962	5 MQ150DB	0	253
45	SONY 70" LED HDTV	11/17/14	1,921		1,921	5 MQ150DB	0	72
			<u>5,878</u>		<u>5,878</u>		<u>0</u>	<u>1,111</u>
15-year GDS Property:								
42	PARKING LOT ENHANCEMENTS	7/02/14	10,938		10,938	15 HY 150DB	0	547
43	PAVING - SIDE DRIVEWAY	7/07/14	1,200		1,200	15 HY 150DB	0	60
44	1ST FL CONCRETE COATING	10/22/14	5,500		5,500	15 MQ150DB	0	69
			<u>17,638</u>		<u>17,638</u>		<u>0</u>	<u>676</u>
Prior MACRS:								
1	BUILDING - 28 S ORCHARD STREET	12/31/09	172,000		172,000	39 MMS/L	17,825	4,410
5	FURNANCE	2/21/10	6,165	X	3,083	5 MQ200DB	5,783	340
6	SECURITY SYSTEM	10/15/10	6,973	X	0	5 MQ200DB	6,973	0
7	BUILDING RENOVATION	4/15/11	57,231		57,231	39 MMS/L	3,974	1,468
8	ELECTRICAL WORK	4/15/11	5,000		5,000	39 MMS/L	347	128
9	B&H PHOTO VIDEO GLS	5/01/11	6,143	X	0	5 HY 200DB	6,143	0
10	PEG PEDA TRICASTER HARDWARE	5/10/11	13,532	X	0	5 HY 200DB	13,532	0
11	B&H PHOTO VIDEO	5/31/11	5,667	X	0	5 HY 200DB	5,667	0
12	POWERSUPPLY FOR BROADCAST RO	6/09/11	1,459	X	0	5 HY 200DB	1,459	0
13	B&H PHOTO VIDEO	6/23/11	1,296	X	0	5 HY 200DB	1,296	0
14	BUILDING WPAA LETTERED SIGN	9/16/11	1,350	X	0	5 HY 200DB	1,350	0
15	OUTDOOR PTZ POWER SUPPLY	10/12/11	1,898	X	0	5 HY 200DB	1,898	0
16	B&H MICROPHONES	12/28/11	1,869	X	0	5 HY 200DB	1,869	0
17	HP WORKSTATION AND MONITOR-DI	1/27/12	1,910	X X	0	5 HY 200DB	1,910	0
18	2 NEWE FRONT WINDOWS	2/20/12	1,125		1,125	39 MMS/L	54	29
19	ASUS P9Z68-V LX DESKTOP COMPUTI	2/22/12	1,069	X X	0	5 HY 200DB	1,069	0
20	ELECTRICAL WIRING MODIFICATION	3/10/12	2,000		2,000	39 MMS/L	92	51
21	NEW GLASS DOORS FROM LOWES	5/29/12	1,036	X X	0	7 HY 200DB	1,036	0
22	NUTEK COMPUTER INC	7/29/12	1,467	X X	0	5 HY 200DB	1,467	0
23	MSI GE620DX CORE i7 COMPUTER	7/31/12	1,570	X X	0	5 HY 200DB	1,570	0
24	TOSHIBA FLAT PANEL TELEVISION	8/15/12	626	X X	0	5 HY 200DB	626	0
25	SOFTTOPBOX VIDEO REIVER, MONIT	9/26/12	1,391	X X	0	5 HY 200DB	1,391	0
26	INTEL i7 QUAD COMPUTER RC430KW	12/08/12	1,225	X X	0	5 HY 200DB	1,225	0
			<u>294,002</u>		<u>240,439</u>		<u>78,556</u>	<u>6,426</u>
Other Depreciation:								
2	LAND - 28 S ORCHARD STREET	12/31/09	44,256		44,256	0 -- Land	0	0
3	MOBILE STREAM KIT & WARRANTY -	3/22/09	20,555		20,555	5 MO S/L	19,527	1,028
4	U-VERSE PEG KIT - DISCOVER VIDEO	5/31/09	9,990		9,990	5 MO S/L	9,158	832
27	CARPETING-HOME DEPOT	4/10/13	4,218		4,218	7 MO S/L	452	602
28	2 STANDING TRIPODS-B&H	1/16/13	2,944		2,944	5 MO S/L	540	588
29	HB COMM STUDIO EQUIPMENT	7/05/13	100,130		100,130	5 MO S/L	10,013	20,026
30	HB COMM TRICASTER	4/17/13	19,995		19,995	5 MO S/L	2,666	3,999
31	HB COMM FUJI S17X6.6BRM ZOOM LE	4/24/13	1,748		1,748	5 MO S/L	233	350
32	GREEN SCREEN	7/17/13	729		729	5 MO S/L	61	146
33	TELVUE B100 PLAYOUT SERVER, MO	4/10/13	4,855		4,855	5 MO S/L	728	971
34	DELL POWER VAULT XM3200	6/12/13	5,995		5,995	5 MO S/L	699	1,199
35	VARIZOON VZ-QUICKJIBKIT WITH DC	7/01/13	2,995		2,995	5 MO S/L	300	599
36	15 IN MONITOR/DELVCAM 7 IN RACK	7/05/13	1,974		1,974	5 MO S/L	197	395
37	MICS CABLES/ETC	7/10/13	0		0	0 HY	0	0
39	VZ-MC100 PANTILT CONTROL	1/13/14	0		0	0 HY	0	0
41	V-R43P LCD RACK MONITOR	5/07/14	0		0	0 HY	0	0
	Total Other Depreciation		<u>220,384</u>		<u>220,384</u>		<u>44,574</u>	<u>30,735</u>
	Total ACRS and Other Depreciation		<u>220,384</u>		<u>220,384</u>		<u>44,574</u>	<u>30,735</u>

00773 WALLINGFORD PUBLIC ACCESS

06-1378847

FYE: 12/31/2014

AMT Asset Report

Form 990, Page 1

Asset	Description	Date In Service	Cost	Bus Sec % 179 Bonus	Basis for Depr	PerConv Meth	Prior	Current
	Grand Totals		537,902		484,339		123,130	38,948
	Less: Dispositions and Transfers		<u>0</u>		<u>0</u>		<u>0</u>	<u>0</u>
	Net Grand Totals		<u>537,902</u>		<u>484,339</u>		<u>123,130</u>	<u>38,948</u>

00773 WALLINGFORD PUBLIC ACCESS

06-1378847

Bonus Depreciation Report

FYE: 12/31/2014

Asset	Property Description	Date In Service	Tax Cost	Bus Pct	Tax Sec 179 Exp	Current Bonus	Prior Bonus	Tax - Basis for Depr
Activity: Form 990, Page 1								
5	FURNANCE	2/21/10	6,165		0	0	3,082	3,083
6	SECURITY SYSTEM	10/15/10	6,973		0	0	6,973	0
9	B&H PHOTO VIDEO GLS	5/01/11	6,143		0	0	6,143	0
10	PEG PEDA TRICASTER HARDWARE	5/10/11	13,532		0	0	13,532	0
11	B&H PHOTO VIDEO	5/31/11	5,667		0	0	5,667	0
12	POWERSUPPLY FOR BROADCAST ROOM	6/09/11	1,459		0	0	1,459	0
13	B&H PHOTO VIDEO	6/23/11	1,296		0	0	1,296	0
14	BUILDING WPAAL LETTERED SIGN	9/16/11	1,350		0	0	1,350	0
15	OUTDOOR PTZ POWER SUPPLY	10/12/11	1,898		0	0	1,898	0
16	B&H MICROPHONES	12/28/11	1,869		0	0	1,869	0
17	HP WORKSTATION AND MONITOR-DISK	1/27/12	1,910		1,910	0	0	0
19	ASUS P9Z68-V LX DESKTOP COMPUTER	2/22/12	1,069		1,069	0	0	0
21	NEW GLASS DOORS FROM LOWES	5/29/12	1,036		1,036	0	0	0
22	NUTEK COMPUTER INC	7/29/12	1,467		1,467	0	0	0
23	MSI GE620DX CORE i7 COMPUTER	7/31/12	1,570		1,570	0	0	0
24	TOSHIBA FLAT PANEL TELEVISION	8/15/12	626		626	0	0	0
25	SOFTTOPBOX VIDEO REIVER, MONITOR	9/26/12	1,391		1,391	0	0	0
26	INTEL i7 QUAD COMPUTER RC430KWN	12/08/12	1,225		1,225	0	0	0
	Form 990, Page 1		<u>56,646</u>		<u>0</u>	<u>0</u>	<u>43,269</u>	<u>3,083</u>
	Grand Total		<u>56,646</u>		<u>0</u>	<u>0</u>	<u>43,269</u>	<u>3,083</u>

Depreciation Adjustment Report

All Business Activities

Form	Unit	Asset	Description	Tax	AMT	AMT Adjustments/ Preferences
MACRS Adjustments:						
Page 1	1	1	BUILDING - 28 S ORCHARD STREET	4,410	4,410	0
Page 1	1	5	FURNANCE	340	340	0
Page 1	1	6	SECURITY SYSTEM	0	0	0
Page 1	1	7	BUILDING RENOVATION	1,468	1,468	0
Page 1	1	8	ELECTRICAL WORK	128	128	0
Page 1	1	9	B&H PHOTO VIDEO GLS	0	0	0
Page 1	1	10	PEG PEDA TRICASTER HARDWARE	0	0	0
Page 1	1	11	B&H PHOTO VIDEO	0	0	0
Page 1	1	12	POWERSUPPLY FOR BROADCAST ROOM	0	0	0
Page 1	1	13	B&H PHOTO VIDEO	0	0	0
Page 1	1	14	BUILDING WPAA LETTERED SIGN	0	0	0
Page 1	1	15	OUTDOOR PTZ POWER SUPPLY	0	0	0
Page 1	1	16	B&H MICROPHONES	0	0	0
Page 1	1	17	HP WORKSTATION AND MONITOR-DISCO	0	0	0
Page 1	1	18	2 NEWE FRONT WINDOWS	29	29	0
Page 1	1	19	ASUS P9Z68-V LX DESKTOP COMPUTER F	0	0	0
Page 1	1	20	ELECTRICAL WIRING MODIFICATIONS - A	51	51	0
Page 1	1	21	NEW GLASS DOORS FROM LOWES	0	0	0
Page 1	1	22	NUTEK COMPUTER INC	0	0	0
Page 1	1	23	MSI GE620DX CORE i7 COMPUTER	0	0	0
Page 1	1	24	TOSHIBA FLAT PANEL TELEVISION	0	0	0
Page 1	1	25	SOFTTOPBOX VIDEO REIVER, MONITOR A	0	0	0
Page 1	1	26	INTEL i7 QUAD COMPUTER RC430KWN111	0	0	0
Page 1	1	38	HBC TRICASTER 460 UPGRADE	1,048	786	262
Page 1	1	40	MTE - GREEN SCREEN	337	253	84
Page 1	1	42	PARKING LOT ENHANCEMENTS	547	547	0
Page 1	1	43	PAVING - SIDE DRIVEWAY	60	60	0
Page 1	1	44	1ST FL CONCRETE COATING	69	69	0
Page 1	1	45	SONY 70" LED HDTV	96	72	24
				<u>8,583</u>	<u>8,213</u>	<u>370</u>

Asset	Description	Date In Service	Cost	Tax	AMT
Prior MACRS:					
1	BUILDING - 28 S ORCHARD STREET	12/31/09	172,000	4,410	4,410
5	FURNANCE	2/21/10	6,165	42	42
6	SECURITY SYSTEM	10/15/10	6,973	0	0
7	BUILDING RENOVATION	4/15/11	57,231	1,467	1,467
8	ELECTRICAL WORK	4/15/11	5,000	129	129
9	B&H PHOTO VIDEO GLS	5/01/11	6,143	0	0
10	PEG PEDA TRICASTER HARDWARE	5/10/11	13,532	0	0
11	B&H PHOTO VIDEO	5/31/11	5,667	0	0
12	POWERSUPPLY FOR BROADCAST ROOM	6/09/11	1,459	0	0
13	B&H PHOTO VIDEO	6/23/11	1,296	0	0
14	BUILDING WPAAL LETTERED SIGN	9/16/11	1,350	0	0
15	OUTDOOR PTZ POWER SUPPLY	10/12/11	1,898	0	0
16	B&H MICROPHONES	12/28/11	1,869	0	0
17	HP WORKSTATION AND MONITOR-DISCO	1/27/12	1,910	0	0
18	2 NEWE FRONT WINDOWS	2/20/12	1,125	29	29
19	ASUS P9Z68-V LX DESKTOP COMPUTER F	2/22/12	1,069	0	0
20	ELECTRICAL WIRING MODIFICATIONS - A	3/10/12	2,000	51	51
21	NEW GLASS DOORS FROM LOWES	5/29/12	1,036	0	0
22	NUTEK COMPUTER INC	7/29/12	1,467	0	0
23	MSI GE620DX CORE i7 COMPUTER	7/31/12	1,570	0	0
24	TOSHIBA FLAT PANEL TELEVISION	8/15/12	626	0	0
25	SOFTTOPBOX VIDEO REIVER, MONITOR A	9/26/12	1,391	0	0
26	INTEL i7 QUAD COMPUTER RC430KWN111	12/08/12	1,225	0	0
38	HBC TRICASTER 460 UPGRADE	1/06/14	2,995	779	663
40	MTE - GREEN SCREEN	3/19/14	962	250	212
42	PARKING LOT ENHANCEMENTS	7/02/14	10,938	1,039	1,039
43	PAVING - SIDE DRIVEWAY	7/07/14	1,200	114	114
44	1ST FL CONCRETE COATING	10/22/14	5,500	543	543
45	SONY 70" LED HDTV	11/17/14	1,921	730	555
			<u>317,518</u>	<u>9,583</u>	<u>9,254</u>

Other Depreciation:

2	LAND - 28 S ORCHARD STREET	12/31/09	44,256	0	0
3	MOBILE STREAM KIT & WARRANTY - DIS	3/22/09	20,555	0	0
4	U-VERSE PEG KIT - DISCOVER VIDEO, LLC	5/31/09	9,990	0	0
27	CARPETING-HOME DEPOT	4/10/13	4,218	603	603
28	2 STANDING TRIPODS-B&H	1/16/13	2,944	589	589
29	HB COMM STUDIO EQUIPMENT	7/05/13	100,130	20,026	20,026
30	HB COMM TRICASTER	4/17/13	19,995	3,999	3,999
31	HB COMM FUJI S17X6.6BRM ZOOM LENS	4/24/13	1,748	349	349
32	GREEN SCREEN	7/17/13	729	145	145
33	TELVUE B100 PLAYOUT SERVER, MON & :	4/10/13	4,855	971	971
34	DELL POWER VAULT XM3200	6/12/13	5,995	1,199	1,199
35	VARIZOON VZ-QUICKJIBKIT WITH DOLLY	7/01/13	2,995	599	599
36	15 IN MONITOR/DELVCAM 7 IN RACK ANI	7/05/13	1,974	395	395
37	MICS CABLES/ETC	7/10/13	318	64	0
39	VZ-MC100 PANTILT CONTROL	1/13/14	3,901	780	0
41	V-R43P LCD RACK MONITOR	5/07/14	2,024	405	0
	Total Other Depreciation		<u>226,627</u>	<u>30,124</u>	<u>28,875</u>
	Total ACRS and Other Depreciation		<u>226,627</u>	<u>30,124</u>	<u>28,875</u>
	Grand Totals		<u>544,145</u>	<u>39,707</u>	<u>38,129</u>

Asset	Description	Date in Service	Cost	CT
Prior MACRS:				
1	BUILDING - 28 S ORCHARD STREET	12/31/09	172,000	4,410
5	FURNANCE	2/21/10	6,165	42
6	SECURITY SYSTEM	10/15/10	6,973	0
7	BUILDING RENOVATION	4/15/11	57,231	1,467
8	ELECTRICAL WORK	4/15/11	5,000	129
9	B&H PHOTO VIDEO GLS	5/01/11	6,143	0
10	PEG PEDA TRICASTER HARDWARE	5/10/11	13,532	0
11	B&H PHOTO VIDEO	5/31/11	5,667	0
12	POWERSUPPLY FOR BROADCAST ROOM	6/09/11	1,459	0
13	B&H PHOTO VIDEO	6/23/11	1,296	0
14	BUILDING WPAA LETTERED SIGN	9/16/11	1,350	0
15	OUTDOOR PTZ POWER SUPPLY	10/12/11	1,898	0
16	B&H MICROPHONES	12/28/11	1,869	0
17	HP WORKSTATION AND MONITOR-DISCO	1/27/12	1,910	0
18	2 NEWE FRONT WINDOWS	2/20/12	1,125	29
19	ASUS P9Z68-V LX DESKTOP COMPUTER F	2/22/12	1,069	0
20	ELECTRICAL WIRING MODIFICATIONS - A	3/10/12	2,000	51
21	NEW GLASS DOORS FROM LOWES	5/29/12	1,036	0
22	NUTEK COMPUTER INC	7/29/12	1,467	0
23	MSI GE620DX CORE i7 COMPUTER	7/31/12	1,570	0
24	TOSHIBA FLAT PANEL TELEVISION	8/15/12	626	0
25	SOFTTOPBOX VIDEO REIVER, MONITOR A	9/26/12	1,391	0
26	INTEL i7 QUAD COMPUTER RC430KWN111	12/08/12	1,225	0
38	HBC TRICASTER 460 UPGRADE	1/06/14	2,995	779
40	MTE - GREEN SCREEN	3/19/14	962	250
42	PARKING LOT ENHANCEMENTS	7/02/14	10,938	1,039
43	PAVING - SIDE DRIVEWAY	7/07/14	1,200	114
44	1ST FL CONCRETE COATING	10/22/14	5,500	543
45	SONY 70" LED HDTV	11/17/14	1,921	730
			<u>317,518</u>	<u>9,583</u>

Other Depreciation:

2	LAND - 28 S ORCHARD STREET	12/31/09	44,256	0
3	MOBILE STREAM KIT & WARRANTY - DIS	3/22/09	20,555	0
4	U-VERSE PEG KIT - DISCOVER VIDEO, LLC	5/31/09	9,990	0
27	CARPETING-HOME DEPOT	4/10/13	4,218	603
28	2 STANDING TRIPODS-B&H	1/16/13	2,944	589
29	HB COMM STUDIO EQUIPMENT	7/05/13	100,130	20,026
30	HB COMM TRICASTER	4/17/13	19,995	3,999
31	HB COMM FUJI S17X6.6BRM ZOOM LENS	4/24/13	1,748	349
32	GREEN SCREEN	7/17/13	729	145
33	TELVue B100 PLAYOUT SERVER, MON & :	4/10/13	4,855	971
34	DELL POWER VAULT XM3200	6/12/13	5,995	1,199
35	VARIZOON VZ-QUICKJIBKIT WITH DOLLY	7/01/13	2,995	599
36	15 IN MONITOR/DELVCAM 7 IN RACK ANI	7/05/13	1,974	395
37	MICS CABLES/ETC	7/10/13	318	64
39	VZ-MC100 PANTILT CONTROL	1/13/14	3,901	780
41	V-R43P LCD RACK MONITOR	5/07/14	2,024	405
	Total Other Depreciation		<u>226,627</u>	<u>30,124</u>
	Total ACRS and Other Depreciation		<u>226,627</u>	<u>30,124</u>
	Grand Totals		<u>544,145</u>	<u>39,707</u>