










ANNUAL FINANCIAL REPORT

REAL Women in Trucking, Inc.

2015

REVENUES	NET PROFIT	TOTAL DONATIONS	ADVERTISING INCOME	ADMINISTRATIVE HOURS
\$6,167	\$2,000	\$3,934	\$1,356	955
↓ -34%	↓ -48%	↓ -52%	↑ 38%	↑ 5%

METRIC	REPORT YEAR (2015)	PREVIOUS YEAR (2014)	% CHANGE	3 YEAR TREND
REVENUES	\$6,166.76	\$9,302.41	↓ -34%	
WEBSITE MAINTENANCE	\$958.76	\$1,206.85	↓ -21%	
TRAVEL EXPENSES	\$1,906.92	\$923.78	↑ 106%	
BUSINESS EXPENSES	\$1,906.92	\$923.78	↑ 106%	
NET PROFIT	\$1,999.88	\$3,854.59	↓ -48%	
CORPORATE DONATIONS	\$1,272.52	\$2,365.00	↓ -46%	
INDIVIDUL DONATIONS	\$2,661.08	\$5,847.83	↓ -54%	
TOTAL DONATIONS	\$3,933.60	\$8,212.83	↓ -52%	
ADVERTISING INCOME	\$1,355.75	\$980.32	↑ 38%	
ADMINISTRATIVE HOURS	955	910	↑ 5%	