


**CAMILLUS HOUSE, INC. AND
SUBSIDIARIES**

**CONSOLIDATED FINANCIAL
STATEMENTS
AND
INDEPENDENT AUDITORS' REPORT**

**FOR THE YEAR ENDED
JUNE 30, 2017**

TABLE OF CONTENTS

INDEPENDENT AUDITORS' REPORT.	1-2
CONSOLIDATED FINANCIAL STATEMENTS	
Consolidated Statement of Financial Position	3
Consolidated Statement of Activities	4
Consolidated Statement of Changes in Net Assets	5
Consolidated Statement of Functional Expenses	6
Consolidated Statement of Cash Flows	7
Notes to Consolidated Financial Statements	8-29
COMPLIANCE REPORTS	
Independent Auditors' Report on Internal Control Over Financial Reporting and on Compliance and Other Matters Based on an Audit of Financial Statements Performed in Accordance with Government Auditing Standards.	30-31
Independent Auditors' Report on Compliance for Each Major Federal Program and on Internal Control Over Compliance Required by the Uniform Guidance.	32-34
Schedule of Expenditures of Federal Awards.	35
Notes to the Schedule of Expenditures of Federal Awards.	36
Schedule of Findings and Questioned Costs.	37-38
Summary Schedule of Prior Year Audit Findings.	39
Corrective Action Plan.	40 -41
SUPPLEMENTARY INFORMATION	
CONSOLIDATED FINANCIAL STATEMENTS	
Consolidating Statement of Financial Position.	42
Consolidating Statement of Activities.	43
SCHEDULES REQUIRED BY THE STATE OF FLORIDA, DEPARTMENT OF CHILDREN AND FAMILIES	
Schedule of State Earnings.	44
Program / Cost Center Actual Expenses and Revenues Schedule.	45-46



INDEPENDENT AUDITORS' REPORT

The Board of Directors of
Camillus House, Inc. and Subsidiaries
Miami, Florida

We have audited the accompanying financial statements of Camillus House, Inc. and its Subsidiaries (collectively referred to as the “Organization”), which comprise the consolidated statement of financial position as of June 30, 2017, and the related consolidated statement of activities, changes in net assets, functional expenses, and cash flows for the year then ended, and the related notes to the consolidated financial statements.

Management’s Responsibility for the Financial Statements

Management is responsible for the preparation and fair presentation of these financial statements in accordance with accounting principles generally accepted in the United States of America; this includes the design, implementation, and maintenance of internal control relevant to the preparation and fair presentation of financial statements that are free from material misstatement, whether due to fraud or error.

Auditor’s Responsibility

Our responsibility is to express an opinion on these financial statements based on our audit. We conducted our audits in accordance with auditing standards generally accepted in the United States of America. Those standards require that we plan and perform the audit to obtain reasonable assurance about whether the financial statements are free from material misstatement.

An audit involves performing procedures to obtain audit evidence about the amounts and disclosures in the financial statements. The procedures selected depend on the auditor’s judgment, including the assessment of the risks of material misstatement of the financial statements, whether due to fraud or error. In making those risk assessments, the auditor considers internal control relevant to the entity’s preparation and fair presentation of the financial statements in order to design audit procedures that are appropriate in the circumstances, but not for the purpose of expressing an opinion on the effectiveness of the entity’s internal control. Accordingly, we express no such opinion. An audit also includes evaluating the appropriateness of accounting policies used and the reasonableness of significant accounting estimates made by management, as well as evaluating the overall presentation of the financial statements.

We believe that the audit evidence we have obtained is sufficient and appropriate to provide a basis for our audit opinion.

Opinion

In our opinion, the financial statements referred to above present fairly, in all material respects, the financial position of Camillus House, Inc. and its Subsidiaries as of June 30, 2017, and the changes in its net assets and its cash flows for the year then ended in accordance with accounting principles generally accepted in the United States of America.

Other Matters

Other Information

Our audit was conducted for the purpose of forming an opinion on the consolidated financial statements as a whole. The accompanying schedule of expenditures of federal awards, as required by Title 2 U.S. *Code of Federal Regulations* Part 200, *Uniform Administrative Requirements, Cost Principles, and Audit Requirements for Federal Awards* is presented for purposes of additional analysis and is not a required part of the consolidated financial statements; The consolidating information on pages 42 and 43 is presented for the purpose of additional analysis and is not part of the consolidated financial statements. The accompanying additional schedules, consisting of the schedule of state earnings, program/cost center actual expenses and revenues schedule are presented for purposes of additional analysis as required by the State of Florida Department of Children and Families and are not a required part of the consolidated financial statements. Such information is the responsibility of management and was derived from and relates directly to the underlying accounting and other records used to prepare the consolidated financial statements. The information has been subjected to the auditing procedures applied in the audit of the consolidated financial statements and certain additional procedures, including comparing and reconciling such information directly to the underlying accounting and other records used to prepare the consolidated financial statements or to the consolidated financial statements themselves, and other additional procedures in accordance with auditing standards generally accepted in the United States of America. In our opinion, the information is fairly stated, in all material respects, in relation to the consolidated financial statements as a whole.

Other Reporting Required by Government Auditing Standards

In accordance with *Government Auditing Standards*, we have also issued our report dated January 23, 2018, on our consideration of the Organization's internal control over financial reporting and on our tests of its compliance with certain provisions of laws, regulations, contracts, and grant agreements and other matters. The purpose of that report is to describe the scope of our testing of internal control over financial reporting and compliance and the results of that testing, and not to provide an opinion on internal control over financial reporting or on compliance. That report is an integral part of an audit performed in accordance with *Government Auditing Standards* in considering the Organization's internal control over financial reporting and compliance.



CERTIFIED PUBLIC ACCOUNTANTS

Coral Gables, Florida
January 23, 2018

CAMILLUS HOUSE, INC. AND SUBSIDIARIES
CONSOLIDATED STATEMENT OF FINANCIAL POSITION
JUNE 30, 2017

ASSETS

CURRENT ASSETS	
Cash and cash equivalents	\$ 2,915,891
Restricted cash	4,105,772
Investments	138,226
Grants and contracts receivable	2,606,537
Contributions receivable, net	1,609,635
Prepaid expenses and other receivables	318,718
TOTAL CURRENT ASSETS	11,694,779
Note receivable - New Markets Tax Credits	22,134,662
Beneficial interest in trusts and split interest agreements	1,273,856
Beneficial interest in perpetual trust	167,789
Contribution receivable, net	3,214,682
Property and equipment, net	61,428,459
Deferred charges and other assets	86,170
TOTAL ASSETS	\$ 100,000,397

LIABILITIES AND NET ASSETS

CURRENT LIABILITIES	
Accounts payable and accrued expenses	\$ 2,256,457
Line of credit	1,020,000
TOTAL CURRENT LIABILITIES	3,276,457
Due to related entities	43,730
Mortgages and notes payable, net	19,722,681
Notes payable - New Markets Tax Credits, net	31,271,728
Unearned revenues	3,358,126
Refundable advances	27,045
TOTAL LIABILITIES	57,699,767
NET ASSETS	
Unrestricted net assets:	
Attributable to controlling interest	37,499,402
Deficit attributable to non-controlling interest	(2,849,896)
	<u>34,649,506</u>
Temporarily restricted net assets attributable to controlling interest	7,483,335
Permanently restricted net assets attributable to controlling interest	167,789
TOTAL NET ASSETS	42,300,630
TOTAL LIABILITIES AND NET ASSETS	\$ 100,000,397

The accompanying notes are an integral part of these financial statements.

CAMILLUS HOUSE, INC. AND SUBSIDIARIES
CONSOLIDATED STATEMENT OF ACTIVITIES
FOR THE YEAR ENDED JUNE 30, 2017

	Unrestricted	Temporarily Restricted	Permanently Restricted	Total
REVENUES, GAINS, AND OTHER SUPPORT:				
Government contracts and grant revenue	\$ 10,553,202	\$ -	\$ -	\$ 10,553,202
Contributions	4,312,678	251,831	-	4,564,509
Pledge campaign revenue	-	90,003	-	90,003
In-kind contribution	2,050,253	-	-	2,050,253
Change in value of beneficial interest in trusts and split interest agreements	-	64,416	-	64,416
Change in value of perpetual trust	-	-	(1,669)	(1,669)
Client contributions	698,613	-	-	698,613
Investment and interest income	236,599	-	-	236,599
Gains on forgiveness of loans	864,821	-	-	864,821
Other income	247,314	-	-	247,314
TOTAL REVENUE, GAINS AND OTHER SUPPORT	18,963,480	406,250	(1,669)	19,368,061
Net assets released from restriction due to expiration of time restrictions	(769,475)	769,475	-	-
TOTAL REVENUES, GAINS, OTHER SUPPORT AND RECLASSIFICATIONS	18,194,005	1,175,725	(1,669)	19,368,061
EXPENSES				
Program services	19,127,100	-	-	19,127,100
Supporting services				
Management and general	2,875,487	-	-	2,875,487
Fundraising activities	1,214,556	-	-	1,214,556
Total supporting services	4,090,043	-	-	4,090,043
TOTAL EXPENSES	23,217,143	-	-	23,217,143
Consolidated change in net assets	(5,023,138)	1,175,725	(1,669)	(3,849,082)
Change in net assets attributable to non-controlling interest	447,618	-	-	447,618
CHANGE IN NET ASSETS ATTRIBUTABLE TO CAMILLUS HOUSE, INC.'S CONTROLLING INTEREST	\$ (4,575,520)	\$ 1,175,725	\$ (1,669)	\$ (3,401,464)

The accompanying notes are an integral part of these consolidated financial statements.

CAMILLUS HOUSE, INC. AND SUBSIDIARIES
CONSOLIDATED STATEMENT OF CHANGES IN NET ASSETS
FOR THE YEAR ENDED JUNE 30, 2017

	Unrestricted Net Assets			Temporarily Restricted Net Assets	Permanently Restricted Net Assets	Total Net Assets
	Controlling Interest	Non-controlling Interest	Total			
Balance, June 30, 2016	\$ 41,063,490	\$ (2,402,278)	\$ 38,661,212	\$ 6,307,610	\$ 169,458	\$ 45,138,280
Prior period adjustments	1,011,432	-	1,011,432	-	-	1,011,432
Changes in net assets	(4,575,520)	(447,618)	(5,023,138)	1,175,725	(1,669)	(3,849,082)
Balance, June 30, 2017	<u>\$ 37,499,402</u>	<u>\$ (2,849,896)</u>	<u>\$ 34,649,506</u>	<u>\$ 7,483,335</u>	<u>\$ 167,789</u>	<u>\$ 42,300,630</u>

The accompanying notes are an integral part of these consolidated financial statements.

CAMILLUS HOUSE, INC. AND SUBSIDIARIES
CONSOLIDATED STATEMENT OF FUNCTIONAL EXPENSES
FOR THE YEAR ENDED JUNE 30, 2017

	Program Services					Supporting Services			Total
	Compassionate Hospitality	Community-based Housing	Comprehensive Healing	Career Help	Total Program Services	Management & General	Fundraising	Total Supporting Services	
Expenses:									
Operating Expenses:									
Salaries, benefits and payroll taxes	\$ 1,994,171	\$ 1,844,635	\$ 2,349,637	\$ 406,542	\$ 6,594,985	\$ 498,812	\$ 184,120	\$ 682,932	\$ 7,277,917
Professional services	48,650	83,038	36,127	-	167,815	601,493	3,865	605,358	773,173
Development costs	-	-	-	-	-	-	115	115	115
Pastoral services and expenses through related entities	453,371	9,271	714,572	-	1,177,214	185,758	-	185,758	1,362,972
Equipment and maintenance cost	31,958	98,282	38,805	-	169,045	84,901	18,725	103,626	272,671
Transportation	36,275	17,873	13,978	37	68,163	1,449	311	1,760	69,923
Food service costs	300,415	1,867	164,685	-	466,967	2,272	754	3,026	469,993
General and administration costs	38,875	58,957	51,033	3,005	151,870	205,119	21,965	227,084	378,954
Provision for doubtful accounts	300,114	51,135	-	-	351,249	19,384	12,000	31,384	382,633
Insurance	162,389	257,895	96,698	7,934	524,916	71,371	20,168	91,539	616,455
Marketing, public relations and fundraising events	453	2,965	1,786	90	5,294	22,718	859,684	882,402	887,696
Property taxes and interest expense	1,109	4,724	69	-	5,902	726,078	194	726,272	732,174
Ancillary services and supplies	94,573	69,158	71,306	-	235,037	1,567	1,939	3,506	238,543
Direct support	24,173	651,658	790,467	361	1,466,659	-	-	-	1,466,659
Repairs and maintenance expense	217,799	430,955	256,183	125	905,062	120,569	14,786	135,355	1,040,417
Travel and mileage reimbursements	5,039	22,804	4,722	-	32,565	5,794	485	6,279	38,844
Occupancy, utilities, security	473,900	968,940	500,755	997	1,944,592	220,919	33,763	254,682	2,199,274
TOTAL OPERATING EXPENSES	4,183,264	4,574,157	5,090,823	419,091	14,267,335	2,768,204	1,172,874	3,941,078	\$ 18,208,413
In-kind/depreciation and									
In-kind contributions expense	1,982,132	18,349	25,562	1,667	2,027,710	15,621	6,922	22,543	2,050,253
Depreciation expense	975,669	902,386	954,000	-	2,832,055	91,662	34,760	126,422	2,958,477
TOTAL IN-KIND/DEPRECIATION EXPENSE	2,957,801	920,735	979,562	1,667	4,859,765	107,283	41,682	148,965	5,008,730
TOTAL EXPENSES	\$ 7,141,065	\$ 5,494,892	\$ 6,070,385	\$ 420,758	\$ 19,127,100	\$ 2,875,487	\$ 1,214,556	\$ 4,090,043	\$ 23,217,143

The accompanying notes are an integral part of these financial statements.

CAMILLUS HOUSE, INC. AND SUBSIDIARIES
CONSOLIDATED STATEMENT OF CASH FLOWS
FOR THE YEAR ENDED JUNE 30, 2017

CASH FLOW FROM OPERATING ACTIVITIES	\$ (3,849,082)
Change in net assets	
Adjustments to reconcile change in net assets to net cash provided by used in operating activities:	
Depreciation	2,958,478
Gain on forgiveness of loans	(821,686)
Changes in value of B.I.T. and S.I.A.	(64,416)
Change in value of B.I.P.T.	1,669
Unrealized gains on investments	(13,905)
Recovery of doubtful accounts	(16,623)
Changes in operating assets and liabilities	
Contributions receivable	1,202,549
Grants and contracts receivable	143,062
Prepaid expenses and other receivables	201,957
Due from/to related entities	(37,092)
Other assets	3,340
Accounts payable and accrued expenses	326,132
Refundable advances and unearned revenues	(70,787)
NET CASH USED IN OPERATING ACTIVITIES	<u>(36,404)</u>
 CASH FLOW FROM INVESTING ACTIVITIES	
Purchase of property and equipment	(4,084,419)
Amount released from operational reserve fund, escrows and others	278,761
NET CASH USED IN INVESTING ACTIVITIES	<u>(3,805,658)</u>
 CASH FLOWS FROM FINANCING ACTIVITIES	
Proceeds from line of credit	1,020,000
Debt issuance costs interest expense	219,492
Principal payments on auto loans	(9,535)
NET CASH PROVIDED BY FINANCING ACTIVITIES	<u>1,229,957</u>
 NET DECREASE IN CASH AND CASH EQUIVALENTS	(2,612,105)
 CASH AND CASH EQUIVALENTS AT BEGINNING OF YEAR	<u>5,527,996</u>
 CASH AND CASH EQUIVALENTS AT END OF YEAR	<u>\$ 2,915,891</u>
 <hr/>	
SUPPLEMENTAL DISCLOSURE OF CASH FLOW INFORMATION	
Cash paid for interest during the year	<u>\$ 497,310</u>

The accompanying notes are an integral part of these financial statements.

CAMILLUS HOUSE, INC. AND SUBSIDIARIES
NOTES TO FINANCIAL STATEMENTS
FOR THE YEAR ENDED JUNE 30, 2017

NOTE 1 – ORGANIZATION

Camillus House, Inc. and Subsidiaries (the "Organization") includes the following legal entities:

- Camillus House, Inc., a Florida 501(c)(3) not-for-profit organization.
- Camillus Shepherd's, LLC, a wholly-owned subsidiary of Camillus House, Inc.
- Shepherd's Court Investor, LLC, a wholly-owned subsidiary of Camillus House, Inc.
- Shepherd's Court, LLC, a subsidiary in which Camillus Shepherd's, LLC has a controlling 0.01% membership interest. The remaining 99.99% interest is non-controlling in nature, and is held by unaffiliated third party investors, as more fully described below.
- New Camillus House Campus, Inc., an affiliate of Camillus House, Inc. and a Florida 501 (c)(3) not-for-profit organization.
- Brownsville Housing, Inc., an affiliate of Camillus House, Inc. and a Florida 501(c)(3) not for-profit organization.
- Charity Unlimited Foundation, Inc. - an affiliate of Camillus House, Inc. and a Florida 501(c)(3) not-for-profit organization.

Camillus House, Inc. was incorporated in Florida in 1987 for the purpose of providing meals, temporary shelter, counseling, readily accessible primary health care and job placement services to the people that are homeless and indigent in Miami-Dade County, Florida. Camillus House, Inc. has related operational relationships with other non-profit organizations controlled by the same members. The members in these corporations are limited to those persons who are the Provincial and his Council of the Hospitaller Order of St. John of God - Province of the Good Shepherd in North America (a religious order which is officially recognized by the Catholic Church). These relationships are operational in nature and do not meet the standards of control and, therefore, financial statement combination of these entities is not required. Therefore, the Boards of Directors have concluded that each organization should file separate financial statements and the balances reflected in these consolidated statements are solely those of Camillus House, Inc. and Subsidiaries.

Camillus Shepherd's, LLC was formed in 2011 as a manager-managed Florida Limited Liability Company. Its membership interest is held 100% by Camillus House, Inc. as of June 30, 2017.

Shepherd's Court Investor, LLC was formed in 2010 as a manager-managed Florida limited liability Company. Its membership interest is held 100% by Camillus House, Inc. as of June 30, 2017.

Shepherd's Court, LLC was formed in 2007 as a Florida Limited Liability Company, with the purpose of acquiring, constructing, developing, and operating the Cedars Court (formerly named Shepherd's Court) low-income housing project in Miami, Florida. Its membership interests as of June 30, 2017 are held as follows:

- 0.01% controlling interest by Camillus Shepherd's, LLC.
- 74.99% non-controlling interest by Shepherd's Investor, LLC, an unaffiliated third party for profit investor.
- 25.00% non-controlling interest by BHG-Shepherd's Investor Trust, LLC, an unaffiliated third party for-profit investor.

CAMILLUS HOUSE, INC. AND SUBSIDIARIES
NOTES TO FINANCIAL STATEMENTS
FOR THE YEAR ENDED JUNE 30, 2017

NOTE 1 – ORGANIZATION (Continued)

New Camillus House Campus, Inc. ("NCHCI") was incorporated in 2010 as a Florida not-for-profit corporation for the purpose of acquiring, developing and leasing grounds for charitable purposes. There is no cross-ownership with Camillus House, Inc., and partial overlap at the Board of Directors and corporate membership levels.

Brownsville Housing, Inc. ("BHI") was originally incorporated in 2008 as a Florida not-for-profit corporation, with the intention that the entity would ultimately acquire the Brownsville House 74 Unit building, and is described in further detail in Note 16. The *Brownsville Housing, Inc.* entity is used today to hold assets that have been transferred from Camillus House, as required due to the structure of the 2015 New Market Tax Credit ("NMTC") transaction. As a result of this asset transfer, *Brownsville Housing, Inc.* is included in the Consolidated Financial Statements.

Charity Unlimited Foundation, Inc. ("CUF") was incorporated in 2015 as a Florida not-for-profit corporation for the purpose of acquiring, developing and leasing grounds for charitable purposes. Furthermore, CUF holds assets that have been transferred from Camillus House, as required due to the structure of the 2015 NMTC transaction. As a result of this asset transfer, CUF is included in the consolidated financial statements.

NOTE 2 – SUMMARY OF SIGNIFICANT ACCOUNTING POLICIES

The consolidated financial statements of the Organization have been prepared on the accrual basis of accounting.

Consolidation

The consolidated financial statements include the accounts of Camillus House, Inc., its wholly-owned subsidiaries Camillus Shepherd's, LCC and Shepherd's Court Investor, LLC, its indirectly controlled subsidiary Shepherd's Court, LLC, and NCHCI, BHI and CUF, affiliates of Camillus House Inc. All significant inter-company accounts and transactions have been eliminated in consolidation.

Financial Statement Presentation

In accordance with U.S. generally accepted accounting principles, net assets and revenues, expenses, gains and losses are classified based on the existence or absence of donor-imposed restrictions. The net assets of the Organization are classified and reported as follows:

Unrestricted Net Assets - net assets that are not subject to donor-imposed restrictions.

Temporarily Restricted Net Assets - net assets subject to donor-imposed restrictions that may or will be met. Net assets are released from donor restrictions when a stipulated time restriction ends or a purpose restriction has been accomplished. At June 30, 2017, there were temporarily restricted net assets of \$7,483,335.

Permanently Restricted Net Assets - net assets subject to donor-imposed restrictions that may be imposed permanently. At June 30, 2017, there were permanently restricted net assets of \$167,789.

Contributions received are recorded as unrestricted, temporarily restricted or permanently restricted support depending on the existence of any donor stipulations.

CAMILLUS HOUSE, INC. AND SUBSIDIARIES
NOTES TO FINANCIAL STATEMENTS
FOR THE YEAR ENDED JUNE 30, 2017

NOTE 2 – SUMMARY OF SIGNIFICANT ACCOUNTING POLICIES (Continued)

Functional Allocation of Expenses

The costs of providing the various programs and activities have been summarized on a functional basis in the consolidated statement of functional expenses. Accordingly, certain costs have been allocated among the programs and supporting services benefited. A portion of supporting services such as general and administrative has been allocated to all the programs based on management's allocation plan, as provided by Subpart E - Cost Principles of the Title 2 U.S. Code of Federal Regulations Part 200, *Uniform Administrative Requirements, Cost Principles, and Audit Requirements for Federal Awards*.

Cash and Cash Equivalents

The Organization considers all highly liquid investments that have an original maturity of three months or less as cash equivalents. The Organization maintains its cash in bank deposit accounts. These deposits may exceed the amount of insurance provided on such deposits; generally these deposits may be redeemed upon demand and; therefore, bear minimal risk.

Restricted Cash

The Organization is required to establish an operating deficit reserve fund. The reserve was funded with proceeds from the loans that funded the Cedars Court project and is established to cover operating deficits for the Cedars Court development in future years.

The Organization is also required to maintain replacements reserves to fund certain facilities expenses on its Cedars Court property. In addition, the Organization is required to keep unspent proceeds from a construction loan in bank accounts controlled by the lender. These balances are restricted to fund remaining construction and related costs on the Organization's new campus project.

The Organization is required to fund an insurance reserve concurrently with each monthly installment of principal and interest upon commencing of the permanent financing phase of its Cedars Court project.

Investments

Investments in marketable securities with readily determinable fair values and all investments in debt securities are reported at their fair values in the consolidated statement of financial position. Unrealized gains and losses are included in the change in net assets investment income and gains restricted by a donor are reported as increases in unrestricted net assets if the restrictions are met (either by passage of time or by use) in the reporting period in which the income and gains are recognized.

Property and Equipment

Property and equipment are stated at cost, less accumulated depreciation. Purchases in excess of \$1,000 are capitalized. Depreciation is calculated using the straight-line method over the estimated useful life of the assets or lease terms, whichever is shorter. The estimated useful lives used to compute depreciation range from 5 years to 40 years. Donated property and equipment are recorded at their estimated fair value at the date of donation.

Cost of major additions and improvements that extend the life of the asset are capitalized. Expenditures for maintenance and repairs are charged to expense as incurred.

CAMILLUS HOUSE, INC. AND SUBSIDIARIES
NOTES TO FINANCIAL STATEMENTS
FOR THE YEAR ENDED JUNE 30, 2017

NOTE 2 – SUMMARY OF SIGNIFICANT ACCOUNTING POLICIES (Continued)

Property and Equipment (continued)

Construction in progress is carried at the lower of cost or fair value. Cost is comprised of all real estate specific costs plus all costs incurred during the construction phase including an allocation of indirect construction costs. Construction in progress is included within property and equipment, net, on the consolidated statement of financial position.

Deferred Charges

Deferred charges consist of tax credit monitoring fees. Tax credit monitoring fees paid to the housing agency in advance are amortized over the 15-year compliance period under the straight-line method. Amortization expense for the year ended June 30, 2017 was \$20,424 for the deferred charges just described.

Impairment of Long-Lived Assets

The Organization reviews its property and equipment for impairment whenever events or changes in circumstances indicate that the carrying value of an asset may not be recoverable. When recovery is reviewed, if the undiscounted cash flows estimated to be generated by the property are less than its carrying amount, management compares the carrying amount of the property to its fair value in order to determine whether an impairment loss has occurred. The amount of the impairment loss, if any, is equal to the excess of the asset's carrying value over its estimated fair value. No impairment loss has been recognized during the year ended June 30, 2017.

Unearned Revenues

Unearned revenues consist of portions of the Tax Credit Exchange Program note payable which have been forgiven and are considered government grant assistance related to the Shepherd's Court, LLC assets. The Organization records the portions of the loan which are forgiven as unearned revenues which is recognized as income based on the total amount of the loan expected to be forgiven and amortized on a straight line basis over the 40-year depreciable life of the investment in rental property. For the year ended June 30, 2017, the annual income was \$427,620, included within gain on forgiveness of loans in the consolidated statement of activities.

Refundable Advances

Refundable advances consist of monies received from governmental and other funding sources prior to the performance of services. These advances are recognized as revenue as the services are performed.

Public Support and Revenue

Grants and other contributions of cash and other assets are reported as temporarily restricted support if they are received with donor stipulations that limit the use of the donated assets. When a donor restriction expires, that is, when a stipulated time restriction ends or purpose restriction is accomplished, temporarily restricted net assets are reclassified to unrestricted net assets and reported in the consolidated statement of activities as net assets released from restrictions.

CAMILLUS HOUSE, INC. AND SUBSIDIARIES
NOTES TO FINANCIAL STATEMENTS
FOR THE YEAR ENDED JUNE 30, 2017

NOTE 2 – SUMMARY OF SIGNIFICANT ACCOUNTING POLICIES (Continued)

Public Support and Revenue (continued)

Cash contributions are generally available for unrestricted use in the related year unless specifically restricted by the donor.

Contributions receivable are recognized as revenues in the period received and are recorded at their fair value. The Organization uses the allowance method to determine uncollectible contributions receivable. The allowance is based on prior years' experience and management's analysis of specific promises made.

Contributions received as well as collectible unconditional promises to give are recognized in the period received. Contributions with donor-imposed restrictions are reported as temporarily or permanently restricted revenues. Temporarily restricted net assets are reclassified to unrestricted net assets when the donor restrictions are satisfied.

In-kind Contributions

In-kind contributions are recorded as revenue and expense in the accompanying consolidated statement of activities. In-kind contributions of donated non-cash assets are recorded at their fair value in the period received. They consist primarily of donated food, furniture, clothing, hygiene and medical supplies. Donated equipment, when applicable, is capitalized at its estimated fair value at the date of donation and depreciated over the estimated useful life of the asset. Donated services are recorded at their fair value in the period received.

Management's Use of Estimates

The preparation of consolidated financial statements in conformity with accounting principles generally accepted in the United States of America requires management to make estimates and assumptions. Those estimates and assumptions affect the reported amounts of assets and liabilities and the disclosure of contingent assets and liabilities at June 30, 2017 and the reported amounts of revenue and expenses during the year then ended. Actual results could differ from those estimates.

Income Taxes

Camillus House, Inc., NCHCI, BHI and CUF have been granted an exemption from Income taxes under Internal Revenue Code §501 (c)(3) as not-for-profit organizations affiliated with the United States Conference of Catholic Bishops, the legal entity that represents the Catholic Church in the United States, and are classified as public charities. Accordingly, no provision for income taxes is required for these entities for the year ended June 30, 2017.

Camillus Shepherd's, LLC has elected to be treated as an association taxable as a corporation for income tax purposes, and is subject to taxes on income, if any. During the year ended June 30, 2017, no taxes were incurred.

Shepherd's Court, LLC has elected to be treated as a pass-through entity for income tax purposes and, as such, is not subject to income taxes. Rather, all items of taxable income and deductions, if any, are passed through to and are reported by its owners.

CAMILLUS HOUSE, INC. AND SUBSIDIARIES
NOTES TO FINANCIAL STATEMENTS
FOR THE YEAR ENDED JUNE 30, 2017

NOTE 2 – SUMMARY OF SIGNIFICANT ACCOUNTING POLICIES (Continued)

Income Taxes (continued)

Shepherd's Court Investor, LLC has elected to be treated as a disregarded entity for income tax purposes and, as such, is not subject to income taxes. Rather, all items of taxable income and deductions, if any, are passed through to and are reported by its sole owner, Camillus House, Inc., which is exempt from Income taxes as defined above.

The Organization recognizes the effect of Income tax positions only if those positions are more likely than not of being sustained. The Organization does not believe its consolidated financial statements include any uncertain tax positions. The Organization is generally no longer subject to examination by the Internal Revenue Service for years before 2014.

Subsequent Events

The Organization has evaluated subsequent events through January 23, 2018, which is the date the financial statements were available to be issued.

NOTE 3 - PASSIVE INVESTMENT TRANSACTION SHEPHERD'S COURT, LLC

Effective December 15, 2010, Camillus House, Inc., Shepherd's Court Investor, LLC, Shepherd's Investor, LLC, and BHG-Shepherd's Investor Trust, LLC entered into an Amended and Restated Operating Agreement of Shepherd's Court, LLC (the "Passive Investment Transaction"). The main provisions of this Passive Investment Transaction are outlined:

- Transfer by Shepherd's Court Investor, LLC of its non-managing 99.99% membership interest into Shepherd's Court, LLC to two unaffiliated third-party for-profit investors (the "Passive Investors"): Shepherd's Investor, LLC, which acquired a non-controlling 74.99% membership interest, and BHG-Shepherd's Investor Trust, LLC, which acquired a non-controlling 25.00% membership interest.
- Camillus House, Inc. retained its direct 0.01% membership interest in Shepherd's Court, LLC. The Passive Investment Transaction also provided for Camillus House, Inc. to retain managing control over Shepherd's Court, LLC. The Passive Investors retain a 99.99% non- controlling ownership interest.
- Shepherd's Investor, LLC agreed to pay Shepherd's Court Investor, LLC the sum of \$931,013 for the 74.99% transfer of ownership. This amount was paid, 10% or \$93,101, upon the execution of the Passive Investment Transaction, and 90% was due after the achievement of certain milestones.
- BHG-Shepherd's investor Trust, LLC did not pay any monetary consideration to Shepherd's Court Investor, LLC for the 25% transfer of ownership.
- The distribution of profits and losses is such that 99.99% of the annual depreciation expense of the 80-unit Cedars Court apartment building asset is passed through to the Passive Investors. The for-profit Passive Investors are then able to benefit from the associated deduction for tax purposes, as is the norm in tax-credits-based projects of this type.
- After 15 years, the 99.99% membership interest in Shepherd's Court, LLC held by the Passive Investors reverts to Shepherd's Court Investor, LLC.

CAMILLUS HOUSE, INC. AND SUBSIDIARIES
NOTES TO FINANCIAL STATEMENTS
FOR THE YEAR ENDED JUNE 30, 2017

NOTE 3 – PASSIVE INVESTMENT TRANSACTION SHEPHERD’S COURT, LLC (Continued)

Effective December 26, 2011, Camillus House, Inc. assigned its 0.01% controlling interest to its wholly-owned subsidiary Camillus Shepherd's, LLC. As provided by the Passive Investment Transaction, the total consideration for the transfer of 99.99% non-controlling interest increased from \$931,013 to \$1,136,345 during the year ending June 30, 2012. The increase of \$205,332 was recorded as a gain on the sale of non-controlling interest in the subsidiary in the consolidated statement of activities for the year ended June 30, 2012. The remaining payment of \$1,043,244 was received by Shepherd's Court Investor, LLC in July 2012. This sum was immediately distributed to Camillus House, Inc. upon receipt, and was used in the new campus construction project and repayment of loans thereon.

Because Camillus House, Inc. retains indirect controls in spite of its economic interest being limited to 0.01%, the financial statements of Shepherd's Court, LLC are consolidated within the consolidated financial statements of the Organization, as provided by Accounting Standards Codification "(ASC)" 810-10.

The Organization's consolidated statement of financial position also reflects net assets attributable to the 99.99% non-controlling interest, which at June 30, 2017 is equivalent to a \$2,849,896 deficit, respectively. The Organization's consolidated statement of activities also reflects a change in net assets attributable to the 99.99% non-controlling interest, which for the year ended June 30, 2017, is equivalent to a \$447,618 net loss.

NOTE 4 – FAIR VALUE MEASUREMENTS

Accounting Standard Codification (ASC) 820 - Fair Value Measurement defines fair value and establishes a fair value hierarchy which prioritizes the inputs to valuation techniques. Fair value is the price that would be received to sell an asset or paid to transfer a liability in an orderly transaction between market participants at the measurement date. A fair value measurement assumes that the transaction to sell the asset or transfer the liability occurs in the principal market for the asset or liability or, in the absence of a principal market, the most advantageous market. Valuation techniques that are consistent with the market, income or cost approach, as specified by ASC 820-10, are used to measure fair value. The fair value hierarchy prioritizes the inputs to valuation techniques used to measure fair value into three broad levels:

Level 1 inputs are quoted prices (unadjusted) in active markets for identical assets or liabilities the Organization have the ability to access.

Level 2 inputs are inputs (other than quoted prices included within level 1) that are observable for the asset or liability, either directly or indirectly.

Level 3 inputs are unobservable inputs for the asset or liability, used to measure fair value to the extent that observable inputs are not available, thereby allowing for situations in which there is little, if any, market data, which requires management to develop its own assumptions.

Investments: The Organization maintains certain investment accounts. These investments are comprised primarily of money market mutual funds, corporate stocks and a real estate investment trust. The money market mutual funds and corporate stocks are publicly traded and the fair values for these are based on quoted market prices in an active market.

CAMILLUS HOUSE, INC. AND SUBSIDIARIES
NOTES TO FINANCIAL STATEMENTS
FOR THE YEAR ENDED JUNE 30, 2017

NOTE 4 – FAIR VALUE MEASUREMENTS (Continued)

The Organization determines the fair value of the assets for which it cannot obtain quoted market prices as follows:

Beneficial interest in trusts and split interest agreements: The Organization values its beneficial interest in trusts and split interest agreements based on the value of the Organization's proportional share of the overall assets held by the trustee.

Beneficial interest in perpetual trust: The Organization values its beneficial interest in perpetual trust based on the value of the Organization's proportional share of the overall asset held by the trustee.

Investment In real estate investment trust: The fair value of the real estate investment trust is based on the net asset value calculation estimated by the fund manager.

The following table sets forth the Organization's assets as of June 30, 2017 that is measured at fair value, segregated by level within the fair value hierarchy:

Description	Fair Value 6/30/2017	Quoted Prices		
		In Active Markets for Identical Assets (Level 1)	Significant Other Observable Inputs (Level 2)	Significant Other Unobservable Inputs (Level 3)
Beneficial interests in trust and split interest agreements	\$ 1,273,856	\$ -	\$ -	1,273,856
Beneficial interest in perpetual trust	167,789	-	-	167,789
Investments	138,226	108,950	29,276	-
	<u>\$ 1,579,871</u>	<u>\$ 108,950</u>	<u>\$ 29,276</u>	<u>\$ 1,441,645</u>

The following is a reconciliation of the beginning and ending balances of assets measured at fair value on a recurring basis using significant unobservable inputs (Level 3) during the year ended June 30, 2017:

	Beneficial interest in trusts and split interest	Beneficial interest in perpetual trust	Total
Beginning balance, June 30, 2016	\$ 1,209,440	\$ 169,458	\$ 1,378,898
Income from trust	41,472	-	41,472
Distributions from trust	(41,472)	-	(41,472)
Change in value in trusts	64,416	(1,669)	62,747
Ending balance, June 30, 2017	<u>\$ 1,273,856</u>	<u>\$ 167,789</u>	<u>\$ 1,441,645</u>

The change in value of the split interest agreements, irrevocable trust, and the perpetual trust included in the change in temporarily restricted and permanently restricted net assets on the consolidated statement of activities is equal to \$62,747, attributable to unrealized gains of \$64,416 in the split interest agreements, and unrealized losses of \$1,669 in the perpetual trust.

CAMILLUS HOUSE, INC. AND SUBSIDIARIES
NOTES TO FINANCIAL STATEMENTS
FOR THE YEAR ENDED JUNE 30, 2017

NOTE 5 – GRANTS AND CONTRACTS RECEIVABLE

The Organization renders services to clients under contractual agreements with governmental organizations. These agreements require the Organization to apply for renewal. Certain agreements provide for termination by either party upon thirty days written notice.

As of June 30, 2017, the remaining amount of federal, state and other financial assistance receivable from grantors for reimbursement of eligible expenditures incurred by the Organization was \$2,606,537, of which is due from the Miami-Dade County Homeless Trust and from other Miami-Dade County offices, and by other State and federal agencies.

The Organization is subject to review or audit by these agencies regarding compliance with terms and conditions of the grants and contracts and specific program performance. Management believes that the Organization has complied with all aspect of the grant and contract provisions and that adjustment, if any, would be insignificant to the financial position of the Organization.

NOTE 6 – BENEFICIAL INTEREST IN TRUSTS AND SPLIT INTEREST AGREEMENTS

The Organization is a beneficiary of several trusts including a charitable remainder unitrust and a residual estate trust. The trusts provide for the payment of distributions to the grantor or other designated beneficiaries over the trusts' term (usually the designated beneficiaries' lifetime). At the end of the trusts' term, the remaining assets are available for the Organization's use.

The Organization's beneficial interest in the total assets held in the trusts total \$1,273,856 at June 30, 2017, and are reported at fair value in the Organization's consolidated statement of financial position. For the year ended June 30, 2017, the Organization recorded an adjustment of \$64,416, representing its proportional share of the increase in the fair value of the trust assets by recording an increase in the beneficial interest in trusts and split interest agreements in the consolidated statement of financial position and a corresponding amount to the change in the value of split interest agreements - temporarily restricted in the consolidated statement of activities.

Additionally, both the charitable remainder trust and the residual estate trust have an ownership share in a commercial building consisting of retail space and related land. The property is being leased to an unrelated party with a termination date of November 30, 2075. The property is managed by a local trust company. During the fiscal year ended June 30, 2017, the Organization received semiannual distributions adding up to \$41,472, for the Organization's proportional share of the lease payments, net of trust fees, which were recorded as contribution revenue. The Organization's share of the properties fair value at June 30, 2017 is \$675,000, and is included in beneficial interest in trusts and split interest agreements in the consolidated statement of financial position. When the trust terminates, the Organization will have a 50% interest in the property. As of the date of these financial statements, the last beneficiary in the trust is now deceased and the Organization is in discussion with the Trustee regarding the distribution of the remaining assets.

NOTE 7 – BENEFICIAL INTEREST IN PERPETUAL TRUST

The Organization is also a named beneficiary in a perpetual trust held by a third party. Under the terms of the trust, the Organization is to receive one twenty-fourth of the income generated by the trust assets annually. The recognized value of the Organization's beneficial interest in the perpetual trust is measured as the present value of the estimated future cash receipts from the trust assets, which is equivalent to one twenty-fourth of the fair value of the trust assets. The estimated fair value of the trust's assets at June 30, 2017, was \$167,789.

CAMILLUS HOUSE, INC. AND SUBSIDIARIES
NOTES TO FINANCIAL STATEMENTS
FOR THE YEAR ENDED JUNE 30, 2017

NOTE 8 – CONTRIBUTIONS RECEIVABLE

Contributions receivable at June 30, 2017 amounted to \$5,994,890, respectively, before net present value discounts and a reserve for doubtful accounts, and consist of outstanding capital campaign pledges from individuals, foundations and corporations. Contributions receivable, utilizing a discount rate of 4.5% at June 30, 2017, consist of:

Receivables due in less than a year	\$ 1,609,635
Receivables due in one to five years	3,070,617
Receivables due in more than five years	1,314,639
Less: discounts to net present value	(609,074)
Less: reserve for doubtful accounts	(561,500)
Contribution receivable, net	<u><u>\$ 4,824,317</u></u>

NOTE 9 – INVESTMENTS

Investments are presented at fair value based on market quotes. Investments as of June 30, 2017 are comprised of the following:

Cash and cash equivalents	\$ 35,595
Common stocks	72,460
Real estate investment trust	29,276
Municipal bond fund	895
Total Investments	<u><u>\$ 138,226</u></u>

NOTE 10 – RELATED PARTY TRANSACTIONS

Camillus Health Concern, Inc. (“CHC”) provides various social, administrative and development services to the Organization in accordance with an executed agreement. For the fiscal year ended June 30, 2017, total expenses incurred were \$1,108,552. At June 30, 2017, the Organization owed CHC \$52,025. The Organization also pays certain bills on behalf of Charity Unlimited of Florida, Inc. The Organization borrowed working capital from Emmaus Place, Inc. in a previous fiscal year. These related unconsolidated entities have separate Boards of Directors from the Organization, although membership in all four is controlled by the Provincial and his Council of the Hospitaller Order of St. John of God - Province of the Good Shepherd in North America.

On July 1, 2014, the Organization entered into an operating lease agreement for the use of property near its new campus with a related party in which a board member has ownership. The lease expires June 30, 2019 and requires monthly payments approximately in the amount of \$3,928.

The following is a schedule of future minimum rental payments under this operating lease agreement as of June 30, 2017:

2018	\$ 47,138
2019	47,138
Total	<u><u>\$ 94,276</u></u>

CAMILLUS HOUSE, INC. AND SUBSIDIARIES
NOTES TO FINANCIAL STATEMENTS
FOR THE YEAR ENDED JUNE 30, 2017

NOTE 11 – PROPERTY AND EQUIPMENT

At June 30, 2017, property and equipment consisted of the following:

Buildings	\$ 4,718,573
Buildings improvements	3,778,524
Furniture fixtures and equipment	8,945,021
Computer hardware and software	744,400
Vehicles	619,641
60-yr sub leasehold asset	1,629,604
New Campus, Cedars Court low-income housing project	15,530,790
New campus, other finished buildings	39,872,983
New campus, construction in progress	842,318
	<u>76,681,854</u>
Less: accumulated depreciation and amortization	(15,253,395)
Property and equipment, net	<u><u>\$ 61,428,459</u></u>

Cedars Court is an 80-unit, midrise permanent low-income housing facility located in Miami, Florida, which is part of the New Camillus House Campus project. The project was completed, occupied and in operation during the year ended June 30, 2012.

The remainder of the New Camillus House Campus project consists of six buildings with a total capacity of 260-beds on three acres near the University of Miami Jackson Memorial Hospital complex in the Allapatah area in the City of Miami, budgeted at \$62 million. The 260-bed, eco-friendly facility provides emergency shelter, medical clinic beds, substance abuse treatment, job training and job placement, and permanent housing all designed with the purpose of ending chronic homelessness in Miami-Dade County.

Total depreciation expense for the year ended June 30, 2017 was \$2,958,478.

CAMILLUS HOUSE, INC. AND SUBSIDIARIES
NOTES TO FINANCIAL STATEMENTS
FOR THE YEAR ENDED JUNE 30, 2017

NOTE 12 – MORTGAGES AND NOTES PAYABLE

Mortgages and notes payable at June 30, 2017 consisted of the following:

Notes payable for \$250,000 and \$1,075,000 to Miami-Dade County for the construction of the South Miami-Dade Homeless Housing property with principal and interest payments deferred until November 2019 and September 2020, respectively. During these deferment periods, interest shall accrue at a rate of 1% per annum on the unpaid principal balance, compounded annually. Starting in September 2016 and November 2015, respectively, the outstanding principal and all accrued interest shall be forgiven at the rate of 20% per year for each of the subsequent five years, if all conditions and requirements as defined in the loan documents are met. If during the deferment period, the Organization defaults under the terms of the loan agreement, the entire outstanding principal balance and accrued interest shall become due and payable. The notes are secured by certain real property of the Organization. For the year ended June 30, 2017, \$50,000 of principal and \$9,106 of accrued interest was forgiven on the \$250,000 note and \$215,000 of principal and \$39,125 of accrued interest were forgiven on the \$1,075,000 note. In accordance with the terms of the note.

\$ 845,000

Mortgage notes payable in connection with a construction loan agreement with Florida Housing Finance Corporation for the construction of the Cedars Court low-income housing project, under the Tax Credit Assistance Program (TCAP) for an amount not to exceed \$5,163,919. The loan is comprised of a TCAP loan in the principal amount of \$4,483,919 and a TCAP supplemental loan in the principal amount of \$680,000. Both notes bear interest at zero percent (0%) and are non-amortizing during the term of the notes. The entire unpaid principal amount of the TCAP loan is due and payable in February 2027, the maturity date. The TCAP loan is secured by the leasehold interest of the site and the improvements constructed thereon. The TCAP supplemental loan is payable with a balloon payment in April 2026, the supplemental loan maturity date. However, the loan shall be forgivable if all conditions and requirements in the loan documents are met.

5,163,919

CAMILLUS HOUSE, INC. AND SUBSIDIARIES
NOTES TO FINANCIAL STATEMENTS
FOR THE YEAR ENDED JUNE 30, 2017

NOTE 12 – MORTGAGES AND NOTES PAYABLE (Continued)

Tax Credit Exchange Program (TCEP) sub-award promissory note payable in connection with a construction loan agreement with Florida Housing Finance Corporation for the construction of the Cedars Court property, under the Tax Credit Exchange Program (TCEP). The TCEP loan is secured by a subordinate mortgage lien on the low-income housing property. The loan is subordinated to the TCAP mortgage and HOME loan. The original amount of the note was \$17,104,805. The note does not bear interest, and matures in 2027. Principal is forgiven annually at the rate of 6.67% over the 15-year tax credit compliance period, subject to maintaining compliance with all conditions and requirements in the loan documents. The Organization records the portions of the loan which are forgiven as a deferred liability, which is recognized as income based on the total amount of the loan expected to be forgiven, amortized on a straight line basis over the 40-year depreciable life of the construction property. During the year ended June 30, 2017, a gain on forgiveness of loans of \$427,620 was recognized related to the portion of the TCEP loan forgiven.

11,400,353

HOME loan agreement with Florida Housing Finance Corporation in connection with a construction loan agreement for the construction of the Cedars Court low-income housing project. The loan may be advanced to the Organization in an amount not to exceed \$116,081. The loan bears interest at zero percent (0%) and is non-amortizing during the term of the note. The entire unpaid principal balance is due in May 2031, the maturity date.

116,081

Forgivable loan by Miami-Dade County, funded by a Homeless Housing Assistance Grant (HHAG) from the State of Florida Department of Children and Family Services. Proceeds totaling \$750,000 were received in July 2011, to be used towards construction of one of the buildings at the new campus. This Loan bears no interest and is secured by a mortgage lien on the building. The loan is proportionally amortized over a 10-year period, commencing at the completion of the building. During the year ended June 30, 2017, a gain on forgiveness of loans of \$75,000 was recognized related to the portion of HHAG loan forgiven.

375,000

CAMILLUS HOUSE, INC. AND SUBSIDIARIES
NOTES TO FINANCIAL STATEMENTS
FOR THE YEAR ENDED JUNE 30, 2017

NOTE 12 – MORTGAGES AND NOTES PAYABLE (Continued)

Forgivable loan by Miami-Dade County, funded by Surtax funds. Proceeds of the loan were used to reimburse the Organization for construction costs incurred in one of the buildings of the new campus. The loan bears interest of 1% per annum, and is secured by a mortgage on the same building. During the deferment period, lasting until December 31, 2041, interest accrues but is not due, as long as compliance with various provisions is kept, including the provisions of a rental regulatory agreement. Principal and accrued interests are forgivable in increments of 25% per year, in years 27 through 30 of the loan. 2,000,000

Two loans by Isuzu Finance of America, both with terms of 5 years, for the acquisition of two vehicles. The first loan is for \$42,536, bears interest of 4.99% per annum, and is secured by the vehicle being financed. The outstanding amount as of June 30, 2017 was \$4,119. The second loan is for \$58,140, bears interest of 5.04% per annum, and is secured by the vehicle being financed. The outstanding amount as of June 30, 2017 was \$5,416. 9,535

Total outstanding mortgages and notes payable \$ 19,909,888

The Organization adopted the requirements in FASB ASC 835-30 to present debt issuance costs as a reduction of the carrying amount of the debt rather than as an asset. Amortization of the debt issuance costs is reported as interest expense in the consolidated statement of activities.

Aggregate annual maturities and amounts forgiven of the mortgages and notes payable over each of the next five years and thereafter are as follows as of June 30, 2017:

2018	\$ 1,490,425
2019	1,480,890
2020	1,480,890
2021	1,265,890
2022	1,215,890
Thereafter	<u>12,975,903</u>
	19,909,888
Less: Unamortized debt issuance costs	<u>(187,207)</u>
Total	<u>\$ 19,722,681</u>

Amounts recorded as due in 2018 have not been recorded as current liabilities on the consolidated statement of financial position as they are expected to be forgiven.

CAMILLUS HOUSE, INC. AND SUBSIDIARIES
NOTES TO FINANCIAL STATEMENTS
FOR THE YEAR ENDED JUNE 30, 2017

NOTE 13 – COMMITMENTS AND CONTINGENCIES

Operating Leases

The Organization leases various apartments for its community-based housing programs and office equipment under operating lease agreements. These leases are for various terms and expire at various dates through 2020. In the normal course of operations, it is expected the leases will be renewed or replaced.

The following is a schedule of future minimum rental payments under the operating lease agreements as of June 30, 2017:

2018	\$	922,933
2019		128,049
2020		40,446
2021		1,113
Total	\$	<u>1,092,541</u>

Rent expense under the operating leases was \$916,542 for the year ended June 30, 2017.

Land Leases

On June 10, 2008, the Board of Trustees of the Internal Improvement Trust Fund of the State of Florida granted the State of Florida Department of Children and Family Services a 60-year lease on a parcel of land in Miami, Florida. On the same date, the State of Florida Department of Children and Family Services and Camillus House, Inc. entered into a sublease agreement for the land, for the construction of the New Camillus House Campus. On the same date, Camillus House, Inc. and Shepherd's Court, LLC entered into a sub-sublease agreement for a portion of the land. The sub-subleased portion is for the construction of an 80 unit low-income housing project. During the term of the agreement, Shepherd's Court, LLC is responsible for the payment of all taxes, insurance, maintenance and the payment of an annual administrative fee of \$300.

The Organization recognized a contribution of the land sub-leasehold asset at a value of \$1,629,604 in the fiscal year ended June 30, 2012. This was accounted for as a temporarily restricted asset and released from restrictions as the contribution is amortized over 60 years, the lease period. At June 30, 2017, the value of the sub-leasehold asset was \$1,385,163, net of accumulated amortization, and is included in property and equipment, net in the consolidated statement of financial position.

The Organization entered into a lease agreement with Miami-Dade County in June 1999 to lease the South Miami-Dade Homeless Housing Land. The lease is for 100 years and the payment is \$1 per year. The Organization did not recognize a contribution related to this lease as the estimated value was not considered to be significant.

Operating Deficit Guaranty

Pursuant to the operating agreement, Camillus House, Inc., as the sole member of the managing member of Shepherd's Court, LLC, is required to loan Shepherd's Court, LLC amounts to cover operating deficits of the project for the guaranty period commencing with the date of the loan closing and ending on the last day of the first fifteen years of the compliance period. Any required funding prior to rental achievement is without limitation. Subsequent to rental achievement, the funding is limited to \$334,803. Funds in the operating reserve may be used prior to any advances being made. As of June 30, 2017, no operating deficit advances have been made.

CAMILLUS HOUSE, INC. AND SUBSIDIARIES
NOTES TO FINANCIAL STATEMENTS
FOR THE YEAR ENDED JUNE 30, 2017

NOTE 13 – COMMITMENTS AND CONTINGENCIES (Continued)

Recapture of Exchange Funds

Failure to comply with all TCEP requirements could result in recapture and any debt subject to recapture shall be due and payable immediately to Florida Housing Finance Corporation.

NOTE 14 – TEMPORARILY RESTRICTED NET ASSETS

Temporarily restricted net assets contain donor-imposed restrictions that expire upon the passage of time or once specific actions are undertaken by the Organization. These net assets are then released and reclassified to unrestricted net assets, from which they are expended.

Temporarily restricted net assets at June 30, 2017 totaled \$7,483,335, and are comprised of the following:

Contributions receivables, net	\$ 4,824,316
Beneficial interest in trusts and split interest agreements	1,273,856
60-year sub leasehold asset in new campus land, net of amortization	1,385,163
Total temporarily restricted net assets	<u>\$ 7,483,335</u>

NOTE 15 – DEFINED CONTRIBUTION PLAN

The Organization sponsors a defined contribution retirement plan for all full-time employees completing six months of continuous employment. Contributions to the plan are at the discretion of the Board of Directors. In July 2009, the Organization terminated its matching contribution to the defined contribution benefit plan for all employees. A matching program was resumed in October 2016. For the year ended June 30, 2017, the Organization contributed \$90,871 as a match.

NOTE 16 – NOTE RECEIVABLE - BROWNSVILLE CHRISTIAN HOUSING PROJECT

In July 2002, the Organization executed an agreement to participate with an unrelated entity in the construction and operation of a 74-unit affordable housing development consistent with the Organization's emergency shelter and transitional housing activities.

At June 30, 2017, the Organization's share of the construction costs incurred was \$914,443. The \$914,443 loan along with the accrued interest receivable of \$733,955 became due and payable in full on January 31, 2004 and was not paid. The Organization and the borrower intend to resolve this matter by accepting a deed in-lieu of foreclosure. As of June 30, 2017, the transaction to transfer ownership to the Organization had not occurred. The project has been completed and the Organization is currently operating and managing the property. As of June 30, 2017, management further reviewed this transaction and believes that the loan receivable along with the accrued interest should have been written off in prior years. An adjustment was made to net assets (see Note 21).

CAMILLUS HOUSE, INC. AND SUBSIDIARIES
NOTES TO FINANCIAL STATEMENTS
FOR THE YEAR ENDED JUNE 30, 2017

NOTE 17 – NEW MARKETS TAX CREDITS TRANSACTIONS 2012

On August 31, 2012, Camillus House, Inc. and NCHCI entered into a New Markets Tax Credits transaction (the "NMTC 2012 Transaction") with The Northern Trust Company ("TNT"), two of its affiliates, and Florida Community New Markets Fund IX, LLC ("FCNMF-IX"), an affiliate of Florida Community Loan Fund ("FCLF"). The purpose of the transaction was to provide financing for the campus construction project that was ongoing at the time under favorable economic terms, typical of this type of tax credits-based deals.

The NMTC 2012 Transaction is composed of several sub-transactions, as described below:

Term Loan: Under the NMTC 2012 Transaction, Camillus House, Inc. obtained a Term Loan from TNT for \$7,500,000, secured by contributions receivable from private donors and public funding sources, the Organization's deposit accounts with financial institutions, and various personal property items. The Term Loan took no mortgage on the construction in progress. As of June 30, 2017, the Term Loan had been paid in full.

Leverage Loan: Under the NMTC 2012 Transaction, Camillus House, Inc. loaned \$14,171,035 ("Leverage Loan") to NL-Camillus NMTC Fund, LLC, whose owners are NorLease, Inc. (an affiliate of TNT) with a 99.99% non-controlling interest, and FCLF with a 0.01% controlling interest. The proceeds of this Leverage Loan were used by NL-Camillus NMTC Fund, LLC towards making a Qualified Equity Investment into FCNMF-IX, another sub-component of the NMTC transaction. The Leverage Loan bears an interest rate of 1.00%, matures December 2042, and is secured by the 99.99% interest that NL Camillus NMTC Fund holds into FCNMF-IX, among others. The Leverage Loan is recorded in the Organization's consolidated statement of financial position as Note Receivable – New Markets Tax Credits 2012. During the fiscal year, the Organization recorded \$141,710 of interest income under this loan, part of Investment and Interest Income in the Organization's Consolidated Statement of Activities. Subsequent to the NMTC 2012 Transaction, Camillus House, Inc. assigned the Leverage Loan to its affiliate CUF, as more fully described in Note 18.

Qualified Low-Income Community Investment ("QJICI Loan"): Under the NMTC 2012 Transaction, NCHCI obtained a QLICI Loan from FCNMF-IX for \$19,000,000, secured by two separate notes for \$14,171,035 and \$4,828,965, both bearing an interest rate of 1.441% and maturing in December 2047. The QLICI loan is secured by a mortgage on certain buildings in the new campus. Proceeds of this loan were used by NCHCI to purchase certain new campus buildings from Camillus House, Inc., as described below, and to fund the campus construction project that was ongoing at the time. The QUCI Loan is recorded in the Organization's consolidated statement of financial position as Notes payable - New Markets Tax Credits 2012. During the fiscal year, the Organization recorded \$273,790 of interest expense under this loan, part of Property Taxes and Interest expense in the Organization's Consolidated Statement of Activities.

Purchase and Contribution Agreement: In the fiscal year ended June 30, 2013, NCHCI paid \$9,253,298 to Camillus House, Inc. in exchange for ownership of certain buildings at the new campus. In the fiscal year ended June 30, 2013, the previously incurred costs for the sale of the buildings were \$14,566,520, with the differential of \$5,313,222 recorded as a contribution from Camillus House, Inc. to NCHCI, and was included as a contribution to affiliate in the consolidating statement of activities of Camillus House, Inc. and NCHCI, and was eliminated in consolidation. Therefore, no gain or loss on this transaction occurred at the consolidated level.

CAMILLUS HOUSE, INC. AND SUBSIDIARIES
NOTES TO FINANCIAL STATEMENTS
FOR THE YEAR ENDED JUNE 30, 2017

NOTE 17 – NEW MARKETS TAX CREDITS TRANSACTIONS 2012 (Continued)

Sub-sublease Agreement: By virtue of the Purchase and Contribution Agreement, NCHCI became the landlord of Camillus House, Inc., which will continue to operate its programs at all the buildings in the new campus. The Sub-sublease Agreement sets forth rent payments from Camillus House, Inc. to NCHCI upon completion of the buildings, deemed achieved on September 9, 2013. Rent payments started accruing on that date, and will become payable each November 30 at a rate of \$146,000 per year until November 30, 2018, \$181,000 per year from December 1, 2018 until November 30, 2019, and \$879,000 per year thereafter, until November 30, 2032. The rent revenue and expense for the fiscal year was \$146,000, paid in cash in December 2016. As of June 30, 2017, there were \$99,200 of accrued rent payable and receivable, part of prepaid expenses and other receivables and accounts payable and accrued expenses, respectively, as reported in the Organization's Consolidating Statement of Financial Position. All rental activity is eliminated in consolidation.

Put/Call Option Agreement between Camillus House, Inc. and NorLease, Inc.: By virtue of this agreement, NorLease, Inc. ("NorLease") has the option, but not the obligation (the "Put") to sell its 99.99% interest into NL-Camillus NMTC Fund, LLC to Camillus House, Inc. for \$1,000. The Put may be exercised by NorLease at any time during the 60 days following the 7th year anniversary of the NMTC 2012 Transaction.

In the event NorLease doesn't exercise the Put, Camillus House, Inc. has the option, but not the obligation (the "Call") during the subsequent 180 days, to purchase said 99.99% interest at fair market value ("FMV"), which may be determined by Camillus House, Inc., but is subject to objection by NorLease. In the event of an objection, the FMV is to be determined by an independent appraiser.

Put/Call Option Agreement between Camillus House, Inc. and FCLF: By virtue of this agreement, FCLF has the option, but not the obligation (the "Put") to sell its 0.01% interest into NL-Camillus NMTC Fund, U.C to Camillus House, Inc. for \$10. The Put may be exercised by FCLF at any time during the 60 days following the 7th year anniversary of the NMTC 2012 Transaction. In the event FCLF doesn't exercise the Put, Camillus House, Inc. has the option, but not the obligation (the "Call") during the subsequent 180 days, to purchase said 0.01% interest at fair market value ("FMV"), which may be determined by Camillus House, Inc., but is subject to objection by FCLF. In the event of an objection, the FMV is to be determined by an independent appraiser.

These two Put/Call options do not represent embedded derivatives and, accordingly, have not been accounted for as derivative instruments in the Organization's consolidated financial statements. Subsequent to the NMTC 2012 Transaction, Camillus House, Inc. assigned both Put/Call Option Agreements to its affiliate CUF, as more fully described in Note 18.

If these two Put/Call Option Agreements are exercised at the 7th year anniversary of the NMTC 2012 Transaction, CUF would gain control of all outstanding loans payable and receivable, there would be no residual amounts due to or from any external third parties, and the Organization would record a net gain associated with the dissolution of the \$14,171,035 Leverage Loan receivable and the \$19,000,000 QLICI loan payable.

CAMILLUS HOUSE, INC. AND SUBSIDIARIES
NOTES TO FINANCIAL STATEMENTS
FOR THE YEAR ENDED JUNE 30, 2017

NOTE 18 – ASSIGNMENT OF CERTAIN FINANCIAL ASSETS AMONG CONSOLIDATED AFFILIATES

On December 10, 2015, in anticipation of the closing of the NMTC 2015 Transaction (more fully described in Note 19), Camillus House, Inc. assigned certain financial assets to its consolidated affiliates CUF and BHI. This was necessary in order to comply with special non-qualified financial property ("NQFP") requirements under NMTC tax law that would apply to Camillus House, Inc. in its role as the Qualified Active Low-Income Community Business ("QALICB") in the NMTC 2015 Transaction. Under NQFP requirements, holding certain financial assets above certain levels at the QALICB may cause non-compliance, so it was deemed necessary and prudent to assign these financial assets to CUF and BHI, where they would not be subject to the aforementioned NQFP requirements.

This assignment was executed through the following legal agreements:

Assignment, Acceptance and Assumption Agreement: By virtue of this agreement, Camillus House, Inc. assigned its existing and future rights, titles and Interests in the following assets to CUF:

- The \$14,171,035 Leverage Loan receivable from the NMTC 2012 Transaction, and its associated rights to interest payments. This assignment resulted in a \$14,171,035 loss in assignment of property in Camillus House, Inc., and a corresponding gain in assumption of property by the same amount in CUF, both of which are eliminated in consolidation. The accrued interest receivable was \$0 when the assignment was executed, because the annual cash payments of interest occurred immediately before. Subsequent cash payments of interest on the Leverage Loan will be made by NL-Camillus NMTC Fund, LLC to CUF instead of to Camillus House, Inc.
- The two Put/Call Option Agreements between Camillus House, Inc. and NorLease and FCLF. This assignment is not reflected in the financial statements because the Put/Call options do not represent embedded derivatives and, accordingly, have not been accounted for as derivative instruments in the financial statements.
- The Beneficial interest in trusts and split interest agreements, Beneficial Interest in perpetual trusts, and Estates, Trusts and Wills receivable. The assignment of these assets resulted in a \$1,412,564 loss in assignment of property in Camillus House, Inc., and a corresponding gain in assumption of property by the same amount in CUF, both of which are eliminated in consolidation. All future donation activity in any of these categories will be accounted for in the books of CUF.

Allonge to Promissory Note: By virtue of this allonge, Camillus House, Inc. assigned to its affiliate BHI its title and interest in Brownsville Christian Housing Project.

Transfer and Assignment of Mortgage: By virtue of this document, Camillus House, Inc. transferred to its affiliate BHI its rights, title and interest under the mortgage on the 74-unit affordable housing development.

The Sub-sublease Agreement between NCHCI and Camillus House, Inc. was not assigned and remains unchanged. Future rental payments contemplated in the NMTC 2012 Transaction will continue to be made by Camillus House, Inc. to NCHCI.

CAMILLUS HOUSE, INC. AND SUBSIDIARIES
NOTES TO FINANCIAL STATEMENTS
FOR THE YEAR ENDED JUNE 30, 2017

NOTE 19 – NEW MARKETS TAX CREDITS TRANSACTION 2015

On December 15, 2015, Camillus House, Inc. and CUF entered into a New Markets Tax Credits transaction (the "NMTC 2015 Transaction") with The Northern Trust Company ("TNT"), U.S. Bancorp Community Development Corporation ("USBCDC"), Citibank ("Citi"), VAF FL Investment Fund II, LLC ("VAF FL"), UACD FL Investment Fund II, LLC ("UACD FI"), Camillus House Investment Fund, LLC, an affiliate of Citibank ("Citi Fed Fund"), Citi NMTC Subsidiary CDE XXII 1 LLC ("Citi Sub-CDE"), UACD Sub-CDE XIV, LLC ("UACD XIV") and UACD Sub-CDE 25, LLC ("UACD 25").

The following other entities participated in the overall NMTC 2015 Transaction, but the Organization did not enter into any direct legal agreements with them at closing date: Stonehenge Florida NMTC Investment Fund VI, LLC ("Stonehenge"), VAF Sub-CDE XVIII, LLC, Citibank NMTC Corporation, and Twain Investment Fund 138, LLC.

The NMTC 2015 Transaction is composed of several sub-transactions, as described below:

Bridge Loan: Under the NMTC 2015 Transaction, CUF obtained a Bridge Loan from TNT for \$5,000,000, secured by some of the financial assets recently assigned to CUF as described in Note 18, and guaranteed by our non-consolidated affiliate Camillus Health Concern, Inc. As of June 30, 2017, the Bridge Loan had been paid in full and the collateral and guarantee were no longer in effect.

Leverage Loans: Under the NMTC 2015 Transaction, CUF made three separate leverage loans, as follows:

- \$3,914,627 to UACD FL bearing an interest of 1.00% per annum, and maturing December, 2037.
- \$2,356,500 to VAF FL, bearing an interest of 1.00% per annum, and maturing December, 2041.
- \$1,692,500 to Citi Fed Fund, bearing an interest of 1.00% per annum, and maturing December, 2032.

These three loans are unsecured, but are supported by the pledge of equity interests in the 2015 NMTC transaction, and the loans proceeds were used by the borrowing entities to make qualified equity investments ("QEIs") into other entities party to the NMTC 2015 Transaction. The Leverage Loans are recorded in the Organization's consolidated statement of financial position as Notes receivable - New Markets Tax Credits 2015. During the fiscal year the Organization accrued a total of \$46,454 of interest income under these Loans, part of Investment and Interest Income in the Organization's Consolidated Statement of Activities.

Qualified Low-Income Community Investment ("QJICI") Loans: Under the NMTC 2015 Transaction, Camillus House, Inc. obtained several QJICI loans, as follows:

- \$4,692,500 from Citi Sub-CDE (Note A4), bearing an interest of 0.95334% per annum, and maturing December, 2045.
- \$2,167,500 from Citi Sub-CDE (Note 84), bearing an interest of 0.95334% per annum, and maturing December, 2045.
- \$2,531,594 from UACD XIV (Note B1), bearing an interest of 1.0401% per annum, and maturing December, 2045.
- \$3,885,500 from UACD 25 (Note A3), bearing an interest of 1.97494% per annum, including a balloon principal payment of \$60,000 due in December, 2022, and maturing December, 2045.
- \$34,500 from UACD 25 (Note B3), bearing an interest of 1.97494% per annum, and maturing December, 2045.

CAMILLUS HOUSE, INC. AND SUBSIDIARIES
NOTES TO FINANCIAL STATEMENTS
FOR THE YEAR ENDED JUNE 30, 2017

NOTE 19 – NEW MARKETS TAX CREDITS TRANSACTION 2015 (Continued)

The QLICI loans are unsecured. The loan proceeds were used by Camillus House, Inc. to pay for capital expenses recently incurred and ongoing at the time, reduce to \$0 the balance of its revolving line of credit with TNT, repay the \$500,000 construction loan with TNT, cover operational costs, pay legal and consulting closing costs and fund 7-year deal reserves. The QLICI Loans are recorded in the Organization's consolidated statement of financial position as Notes payable - New Markets Tax Credits 2015. During the fiscal year, the Organization recorded \$157,764 of interest expense under these loans, part of Property Taxes and Interest expense in the Organization's Consolidated Statement of Activities.

Put/Call Option Agreements, Call Option Agreements, and put option provisions embedded in Leverage Loans documents (the "Put/Call Options"): The NMTC 2015 Transaction legal documents include Put/Call Options between CUF and USBCOC, UACD FL, VAF FL and Citi. If these Put/Call Options are exercised at the 7th year anniversary of the NMTC 2015 Transaction, CUF can become the controlling owner of certain other parties to the deal, including Twain Investment Fund 138, LLC; UACO XIV, VAF Sub-CDE XVIII, LLC; and Citi Fed Fund. At this point CUF would gain control of all outstanding loans payable and receivable under the NMTC 2015 Transaction, there would be no residual amounts due to or from any external third parties and the Organization would record a net gain associated with the dissolution of the leverage Loans receivable for a total of \$7,963,627, and the QLICI loans payable for a total of \$12,271,728 after unamortized loan costs of \$1,039,866.

These Put/Calls do not represent embedded derivatives and, accordingly, they have not been accounted for as derivative Instruments in the Organization's consolidated financial statements.

LINE 20 – LINE OF CREDIT

The Organization has a \$1,500,000 revolving line of credit bearing an interest rate of LIBOR index plus 2.75%. This line of credit expired in August 2017 and was renewed through February 2019 bearing interest at rate equal to the greater of 2.5% or the sum of the Overnight LIBOR rate plus 2.5%. The balance outstanding on this line of credit was \$1,020,000 as of June 30, 2017. The line of credit agreement requires that certain financial covenants be met by the Organization. Management believes that they have complied with all covenants as of June 30, 2017.

NOTE 21 – RESTATEMENT OF NET ASSETS AT JUNE 30, 2016

Net assets for the year ended June 30, 2016 have been restated as a result of certain errors as indicated below:

- In prior years, the Organization received a contribution in the amount of \$1,500,000 which should have been recorded in its entirety at that time. However, the Organization recorded the contribution as it was collected. The Organization has corrected this error and net assets as of June 30, 2016 have been increased by \$1,100,000.
- In prior years, the Organization recorded an excess in Discounts to Present Value with respect to contributions receivable in error. Net assets as of June 30, 2016 have been increased by \$1,223,753.
- A certain amount of \$335,843 was recorded as a liability due to CDBG. Such amount was forgiven in prior years. Net assets were increased by this amount to correct the error.
- The Organization had a note receivable of \$914,443 from an unrelated entity and an accrued interest receivable of \$733,721 totaling \$1,648,164 which should have been written off on prior years as not collectible, (See Note 16). Net assets were decreased by this total as of June 30, 2016.

CAMILLUS HOUSE, INC. AND SUBSIDIARIES
NOTES TO FINANCIAL STATEMENTS
FOR THE YEAR ENDED JUNE 30, 2017

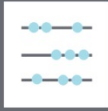
NOTE 21 – RESTATEMENT OF NET ASSETS AT JUNE 30, 2016 (Continued)

Net assets as of June 30, 2016 as previously stated	\$ 45,138,280
Corrections with respect to:	
Contributions	1,100,000
Discounts to Present Value	1,223,753
Liabilities	335,843
Note and Interest Receivable	(1,648,164)
	<u>1,011,432</u>
Net assets as of June 30, 2016 as restated	<u>\$ 46,149,712</u>

NOTE 22 – SUBSEQUENT EVENTS

In October 2017, the Organization sold one of its properties (Matt Talbot House), in the amount of \$2,000,000. As part of the sales transaction, the Organization had to place a portion of the sales proceeds in the amount of \$300,000 in escrow to ensure completion of certain projects, permits and recertification by the Organization. The Organization has 210 days to complete the above or the monies held in escrow will be released to the buyer.

COMPLIANCE REPORTS



**INDEPENDENT AUDITORS' REPORT ON INTERNAL CONTROL
OVER FINANCIAL REPORTING AND ON COMPLIANCE
AND OTHER MATTERS BASED ON AN AUDIT OF FINANCIAL
STATEMENTS PERFORMED IN ACCORDANCE WITH
GOVERNMENT AUDITING STANDARDS**

To the Boards of Directors of
Camillus House, Inc. and Subsidiaries

We have audited, in accordance with the auditing standards generally accepted in the United States of America and the standards applicable to financial audits contained in Government Auditing Standards issued by the Comptroller General of the United States, the consolidated financial statements of Camillus House, Inc. and Subsidiaries (collectively referred to as the "Organization"), which comprise the consolidated statements of financial position as of June 30, 2017, and the related consolidated statements of activities, functional expenses and cash flows for the year then ended, and the related notes to the consolidated financial statements, and have issued our report thereon dated January 23, 2018.

Internal Control Over Financial Reporting

In planning and performing our audit of the financial statements, we considered the Organization's internal control over financial reporting (internal control) to determine the audit procedures that are appropriate in the circumstances for the purpose of expressing our opinions on the financial statements, but not for the purpose of expressing an opinion on the effectiveness of the Organization's internal control. Accordingly, we do not express an opinion on the effectiveness of the Organization's internal control.

A deficiency in internal control exists when the design or operation of a control does not allow management or employees, in the normal course of performing their assigned functions, to prevent, or detect and correct, misstatements on a timely basis. *A material weakness* is a deficiency, or a combination of deficiencies, in internal control such that there is a reasonable possibility that a material misstatement of the entity's financial statements will not be prevented, or detected and corrected on a timely basis. *A significant deficiency* is a deficiency, or a combination of deficiencies, in internal control that is less severe than a material weakness, yet important enough to merit attention by those charged with governance.

Our consideration of internal control was for the limited purpose described in the first paragraph of this section and was not designed to identify all deficiencies in internal control that might be material weaknesses or significant deficiencies and therefore, material weaknesses or significant deficiencies may exist that have not been identified. We did identify certain deficiencies in internal control, described as item 2017-001 in the accompanying schedule of findings and questioned costs that we consider to be material weaknesses.

Compliance and Other Matters

As part of obtaining reasonable assurance about whether the Organization's financial statements are free from material misstatement, we performed tests of its compliance with certain provisions of laws, regulations, contracts, and grant agreements, noncompliance with which could have a direct and material effect on the determination of financial statement amounts. However, providing an opinion on compliance with those provisions was not an objective of our audit, and accordingly, we do not express such an opinion. The results of our tests disclosed no instances of noncompliance or other matters that are required to be reported under *Government Auditing Standards*.

Organization's Response to Findings

The Organization's response to the findings identified in our audit is described in the accompanying schedule of findings and questioned costs. The Organization's response was not subjected to the auditing procedures applied in the audit of the financial statements and, accordingly, we express no opinion on it.

Purpose of this Report

The purpose of this report is solely to describe the scope of our testing of internal control and compliance and the results of that testing, and not to provide an opinion on the effectiveness of the organization's internal control or on compliance. This report is an integral part of an audit performed in accordance with *Government Auditing Standards* in considering the organization's internal control and compliance. Accordingly, this communication is not suitable for any other purpose.

A handwritten signature in blue ink that reads "Veedy-DeArman Touyille". The signature is written in a cursive, flowing style.

CERTIFIED PUBLIC ACCOUNTANTS

Coral Gables, Florida
January 23, 2018



**INDEPENDENT AUDITORS' REPORT ON COMPLIANCE
FOR EACH MAJOR PROGRAM AND ON INTERNAL CONTROL
OVER COMPLIANCE REQUIRED BY THE UNIFORM GUIDANCE**

To the Boards of Directors of
Camillus House, Inc. and Subsidiaries

Report on Compliance for Each Major Federal Program

We have audited Camillus House, Inc.'s and Subsidiaries, (collectively referred to as the "Organization") compliance with the types of compliance requirements described in the OMB *Compliance Supplement* that could have a direct and material effect on each of the Organization's major federal programs for the year ended June 30, 2017. The Organization's major federal programs are identified in the summary of auditor's results section of the accompanying schedule of findings and questioned costs.

Management's Responsibility

Management is responsible for compliance with federal statutes, regulations, and the terms and conditions of its federal awards applicable to its federal programs.

Auditor's Responsibility

Our responsibility is to express an opinion on compliance for each of the Organization's major federal programs based on our audit of the types of compliance requirements referred to above. We conducted our audit of compliance in accordance with auditing standards generally accepted in the United States of America; the standards applicable to financial audits contained in *Government Auditing Standards*, issued by the Comptroller General of the United States; and the audit requirements of Title 2 U.S. *Code of Federal Regulations Part 200, Uniform Administrative Requirements, Cost Principles, and Audit Requirements for Federal Awards* ("Uniform Guidance"). Those standards and the Uniform Guidance require that we plan and perform the audit to obtain reasonable assurance about whether noncompliance with the types of compliance requirements referred to above that could have a direct and material effect on a major federal program occurred. An audit includes examining, on a test basis, evidence about the Organization's compliance with those requirements and performing such other procedures as we considered necessary in the circumstances.

We believe that our audit provides a reasonable basis for our opinion on compliance for each major federal program. However, our audit does not provide a legal determination of the Organization's compliance.

Opinion on Each Major Federal Program

In our opinion, the Organization complied, in all material respects, with the types of compliance requirements referred to above that could have a direct and material effect on each of its major federal programs for the year ended June 30, 2017.

Report on Internal Control Over Compliance

Management of the Organization is responsible for establishing and maintaining effective internal control over compliance with the types of compliance requirements referred to above. In planning and performing our audit of compliance, we considered the Organization's internal control over compliance with the types of requirements that could have a direct and material effect on each major federal program to determine the auditing procedures that are appropriate in the circumstances for the purpose of expressing an opinion on compliance for each major federal program to test and report on internal control over compliance in accordance with the Uniform Guidance but not for the purpose of expressing an opinion on the effectiveness of internal control over compliance. Accordingly, we do not express an opinion on the effectiveness of the Organization's internal control over compliance.

A deficiency in internal control over compliance exists when the design or operation of a control over compliance does not allow management or employees, in the normal course of performing their assigned functions, to prevent, or detect and correct, noncompliance with a type of compliance requirement of a federal program on a timely basis. A *material weakness in internal control over compliance* is a deficiency, or a combination of deficiencies, in internal control over compliance, such that there is a reasonable possibility that material noncompliance with a type of compliance requirement of a federal program will not be prevented, or detected and corrected, on a timely basis. A *significant deficiency in internal control over compliance* is a deficiency, or a combination of deficiencies, in internal control over compliance with a type of compliance requirement of a federal program that is less severe than a material weakness in internal control over compliance, yet important enough to merit attention by those charged with governance.

Our consideration of internal control over compliance was for the limited purpose described in the first paragraph of this section and was not designed to identify all deficiencies in internal control over compliance that might be material weaknesses or significant deficiencies and therefore, material weaknesses or significant deficiencies may exist that have not been identified. We identified certain deficiencies in internal control over compliance, as described in the accompanying schedule of findings and questioned costs as item 2017-001, that we consider to be a material weakness.

The Organization's response to the internal control over compliance findings identified in our audit is described in the accompanying schedule of findings and questioned costs. The Organization's response was not subjected to the auditing procedures applied in the audit of compliance and, accordingly, we express no opinion on the response.

The purpose of this report on internal control over compliance is solely to describe the scope of our testing of internal control over compliance and the results of that testing based on the requirements of the Uniform Guidance. Accordingly, this report is not suitable for any other purpose.

A handwritten signature in blue ink that reads "Veedy-DeAnna Touyelle". The signature is written in a cursive style with a large initial 'V'.

CERTIFIED PUBLIC ACCOUNTANTS

Coral Gables, Florida
January 23, 2018

**CAMILLUS HOUSE, INC. AND SUBSIDIARIES
SCHEDULE OF EXPENDITURES OF FEDERAL AWARDS
FOR THE YEAR ENDED JUNE 30, 2017**

<i>Federal Pass-through Grantor Program Title</i>	<i>Federal CFDA Number</i>	<i>Pass-Through Contract Grant Number</i>	<i>Expenditure</i>
FEDERAL AWARDS:			
U.S. Department of Housing and Urban Development			
Pass-Through programs from Miami-Dade County:			
Continuum of Care Program	14.267	See (a) below	\$ 2,421,982
Emergency Solutions Grant Program - Beckham Hall	14.231	Resolution #R-728-16	482,151
Lower Income Housing Assistance Program - Section 8	14.856	FL29-K005-025	150,000
Total U.S. Department of Housing and Urban Development			<u>3,054,133</u>
U.S. Department of Health and Human Services			
Substance Abuse and Mental Health Services Administration, TCE-HIV Expansion program and GBHI	93.243	See (b) below	733,901
Pass-Through programs from Miami-Dade County:			
Block Grants for Community Mental Health Services	93.958	ME 225-6-24	457,303
Pass-Through programs from South Florida Behavioral Health Network:			
Block Grants for Community Mental Health Services	93.958	ME 225-6-24	285,307
Block grants for Prevention and Treatment of Substance Abuse	93.959	ME 225-6-24	280,447
Total U.S. Department of Health and Human Services			<u>1,756,958</u>
U.S. Department of Veteran Affairs			
VA Homeless Providers Grant and Per Diem Program	64.024	96-017-FL	392,561
Total U.S. Department of Veteran Affairs			<u>392,561</u>
U.S. Department of Agriculture			
Supplemental Nutrition Assistance Program	10.551	369490	8,218
Total U.S. Department of Agriculture			<u>8,218</u>
U.S. Department of Homeland Security			
Emergency Food and Shelter National Board Program	97.024	LRO-159400-047	95,005
Total U.S. Department of Homeland Security			<u>95,005</u>
TOTAL EXPENDITURES OF FEDERAL AWARDS			<u>\$ 5,306,875</u>

(a) Grantor contract numbers included are:

FL0311L4D001406 (ACT Team), FL0311L4D001507, FL0312L4D001507, FL0174L4D001508, FL0588L4D001500, FL0215L4D001507, FL0212L4D001407, FL0590L4D001500, FL0343L4D001403,

(b) Grantor contract numbers included are:

5H79TI024446-03; 5H79TI024446-04; 1H79TI025731-02; 1H79TI025731-03

CAMILLUS HOUSE, INC. AND SUBSIDIARIES
NOTES TO THE SCHEDULE OF EXPENDITURES OF FEDERAL AWARDS
FOR THE YEAR ENDED JUNE 30, 2017

1. Basis of Presentation

The schedule of expenditures of federal awards (the Schedule) includes the federal grant activity of the Organization under programs of the federal government for the year ended June 30, 2017. This information in the schedule is presented in accordance with the requirements of the Title 2 U.S. Code of Federal Regulations Part 200, Uniform Administrative Requirements, Cost Principles, and Audit Requirements for Federal Awards (Uniform Guidance). Because the Schedule presents only a portion of the operations of the Organization, it is not intended to and does not present the financial position, changes in net assets, or cash flows of the Organization.

2. Summary of Significant Accounting Policies

Expenditures reported on the Schedule are reported on accrual basis of accounting in accordance with accounting principles generally accepted in the United States of America. Such expenditures are recognized following the cost principles contained in the Uniform Guidance, wherein certain types of expenditures are not allowable or are limited as to reimbursement.

3. Indirect Cost Rate

The Organization has not elected to use the 10-percent de minimis indirect cost rate allowed under the Uniform Guidance.

**CAMILLUS HOUSE, INC. AND SUBSIDIARIES
SCHEDULE OF FINDINGS AND QUESTIONED COSTS
FOR THE YEAR ENDED JUNE 30, 2017**

SECTION I – SUMMARY OF AUDITOR’S RESULTS

Financial Statements

Type of auditors’ report issued on whether the
Financial statements audited were prepared in
Accordance with GAAP

Unmodified

Internal control over financial reporting:

- Material weakness(es) identified? yes no
- Significant deficiencies identified that are not
considered to be material weaknesses? yes none reported

Noncompliance material to financial statements noted?

yes no

Federal Awards

Type of auditors’ report issued on compliance for major
program:

Unmodified

Internal control over major programs:

- Material weakness(es) identified? yes no
- Significant deficiencies identified that are not
considered to be material weaknesses? yes none reported

Any audit findings disclosed that are required to be
reported in accordance with 2 CFR 200.516(a)?

yes no

Identification of major programs:

Federal Program

CFDA Number/Program Description

14.267 – Continuum of Care \$2,421,982

Dollar threshold used to distinguish between type A and
type B programs. \$750,000

Auditee qualified as low-risk auditee? No

**CAMILLUS HOUSE, INC. AND SUBSIDIARIES
SCHEDULE OF FINDINGS AND QUESTIONED COSTS
FOR THE YEAR ENDED JUNE 30, 2017**

SECTION II - FINANCIAL STATEMENT FINDINGS

Refer to finding 2017-001 in Section III.

SECTION III - FEDERAL AWARD FINDINGS AND QUESTIONED COSTS

2017-001 – Allowable Costs/Cost Principles -Background Screening (Material Weakness)

Program: Continuum of Care (COC) Program – CFDA#14.267

Criteria: In accordance with the contracts, the Organization is required to comply with all applicable federal, state and local laws regarding the performance of background screenings.

Conditions: The Organization did not conduct background screenings for certain personnel working on the program.

Effect: Risk of noncompliance with the standards of the Uniform Guidance.

Cause: Lack of oversight in review of compliance requirements for grant programs.

Recommendation: The Organization, as part of their hiring policies, should ensure that all new personnel hired should perform background screening and update them as required by applicable contract requirements.

Views of Responsible Officials and Planned Corrective Action: Refer to pages 40 – 41.

SECTION IV – OTHER ISSUES

1. A management letter was issued and reported to management in a separate letter dated January 23, 2018.
2. A Summary Schedule of Prior Audit Findings was required and included in page 39.
3. A Corrective Action Plan was required and is included on pages 40 - 41.

CAMILLUS HOUSE, INC. AND SUBSIDIARIES
SUMMARY SCHEDULE OF PRIOR YEAR AUDIT FINDINGS
FOR THE YEAR ENDED JUNE 30, 2017

SIGNIFICANT DEFICIENCIES FINDINGS	DESCRIPTION OF FINDING	STATUS
2016-002 Special Tests and Provisions (Significant Deficiency)	Under the CFDA#14.235 Supportive Housing, the Organization did not complete the rent reasonableness assessments for the Archbishop Carroll Homes program in a timely fashion.	Corrective Action Taken



January 22, 2018

Camillus House Inc., respectively submits the following corrective action plan for the year ended June 30, 2017

Name and address of independent public accounting firm:

Verdeja, De Armas & Trujillo, LLP
255 Alhambra Circle, Suite 560
Coral Gables, FL 33134

Audit period: *July 1, 2016 to June 30, 2017*

The findings from the schedule of findings and questioned costs are discussed below and are numbered consistent with the numbers assigned in the schedule.

SECTION III – FEDERAL AWARDS FINDINGS AND QUESTIONED COSTS

2017-001 – Allowable Costs/Cost Principles – Background Screening (Material Weakness)

Program: Continuum of Care (COC) Program – CFDA #14.267

Recommendation: The Organization, as part of their hiring policies, should ensure that all new personnel hired should perform background screening and update them as required by applicable contract requirements.

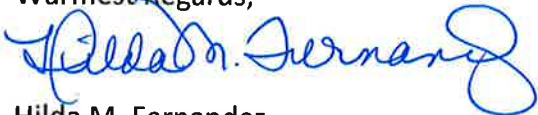
Action Taken: The organization acknowledges an oversight in review of the compliance requirements for background screening, partially attributed to transitions in the Human Resources Department that impacted record retention. The following steps have been taken:

1. Beginning in April, 2017, the agency initiated background screenings for employees for which an active Background Screening result was not available in our files. The agency will address any issues that arise out of these screenings in accordance with applicable state statutes.
2. As of 1/22/18:
 - a. 95 of the agency's 128 active employees have Level 1 background screenings completed, 6 have a Level 2
 - b. 11 employees are pending Level 1 screening results and 16 employees are pending Level 2 screening results;
 - c. At present, 22 employees have both a Level 1 and Level 2 screen, and 7 employees with current Level 1 screens pending results for Level 2.

3. All staff associated with the reviewed programs have been sent for the appropriate background screenings as applicable under state and national law and in compliance with contract requirements.
4. The agency's background screening policy will be updated in the upcoming annual policy review to incorporate additional requirements for screening prior to hire, for timely re-screening, and for tracking screening and re-screening requirements.
5. In addition, Camillus will be applying the highest standard required by its various contracts as is relates to background screenings agency-wide for staff with direct client contact and administrative functions.

Kindly direct any questions regarding this CAP to Arnaldo Paniagua at 305-374-1065 ext. 320

Warmest Regards,



Hilda M. Fernandez
Chief Executive Officer

SUPPLEMENTARY INFORMATION

CAMILLUS HOUSE, INC. AND SUBSIDIARIES
CONSOLIDATING STATEMENT OF FINANCIAL POSITION
JUNE 30, 2017

	Camillus House, Inc.	Shepherd's Court LLC	Shepherd's Court Investor, LLC	New Camillus House Campus, Inc.	Charity Unlimited Foundation, Inc.	Brownsville Housing, Inc.	Inter-company Eliminations and non-controlling interest adjustment	Consolidated Total
CURRENT ASSETS								
Cash and cash equivalents	\$ 2,470,268	\$ 30,769	\$ -	\$ -	\$ 414,854	\$ -	\$ -	\$ 2,915,891
Restricted cash	925,796	2,737,473	-	442,503	-	-	-	4,105,772
Invesments	137,942	-	-	-	-	-	284	138,226
Grants and contracts receivable	2,606,537	-	-	-	-	-	-	2,606,537
Contributions receivable, net	1,593,227	-	-	-	16,408	-	-	1,609,635
Prepaid expenses and other receivables	171,062	16,078	-	99,200	129,120	2,458	(99,200)	318,718
TOTAL CURRENT ASSETS	7,904,832	2,784,320	-	541,703	560,382	2,458	(98,916)	11,694,779
Notes receivable - New Markets Tax Credits	-	-	-	-	22,134,662	-	-	22,134,662
Due from related entities	858,456	612,535	-	-	-	-	(1,470,991)	-
Beneficial interest in trusts and split interest agreements	-	-	-	-	1,273,856	-	-	1,273,856
Beneficial interest in perpetual trust	-	-	-	-	167,789	-	-	167,789
Contribution receivable, net	3,214,682	-	-	-	-	-	-	3,214,682
Property and equipment, net	28,604,748	14,503,607	-	19,385,167	-	-	(1,065,063)	61,428,459
Deferred charges and other assets	31,170	-	-	-	55,000	-	-	86,170
TOTAL ASSETS	\$ 40,613,888	\$ 17,900,462	\$ -	\$ 19,926,870	\$ 24,191,689	\$ 2,458	\$ (2,634,970)	\$ 100,000,397
CURRENT LIABILITIES								
Accounts payable and accrued expenses	\$ 2,109,222	\$ 86,724	\$ -	\$ 159,711	\$ -	\$ -	\$ (99,200)	\$ 2,256,457
Line of credit	1,020,000	-	-	-	-	-	-	1,020,000
TOTAL CURRENT LIABILITIES	3,129,222	86,724	-	159,711	-	-	(99,200)	3,276,457
Due to related entities	693,176	811,581	-	10,198	-	-	(1,471,225)	43,730
Mortgages and notes payable, net	3,229,535	16,493,146	-	-	-	-	-	19,722,681
Notes payable - New Markets Tax Credits, net	12,271,728	-	-	19,000,000	-	-	-	31,271,728
Unearned revenues	-	3,358,126	-	-	-	-	-	3,358,126
Refundable advances	26,264	781	-	-	-	-	-	27,045
TOTAL LIABILITIES	19,349,925	20,750,358	-	19,169,909	-	-	(1,570,425)	57,699,767
NET ASSETS								
Attributable to controlling interest	21,263,963	(2,849,896)	-	756,961	24,191,689	2,458	1,785,351	45,150,526
Defecit attributable to non-controlling interest	-	-	-	-	-	-	(2,849,896)	(2,849,896)
TOTAL NET ASSETS, CONSOLIDATING ENTITY	21,263,963	(2,849,896)	-	756,961	24,191,689	2,458	(1,064,545)	42,300,630
TOTAL LIABILITIES AND NET ASSETS	\$ 40,613,888	\$ 17,900,462	\$ -	\$ 19,926,870	\$ 24,191,689	\$ 2,458	\$ (2,634,970)	\$ 100,000,397

The accompanying notes are an integral part of these financial statements.

CAMILLUS HOUSE, INC. AND SUBSIDIARIES
CONSOLIDATING STATEMENT OF ACTIVITIES
FOR THE YEAR ENDED JUNE 30, 2017

	Camillus House, Inc.	Shepherd's Court LLC	Shepherd's Court Investor, LLC	New Camillus House Campus, Inc.	Charity Unlimited Foundation, Inc.	Brownsville Housing, Inc.	Inter-company Eliminations and non-controlling interest adjustment	Consolidated Total
REVENUES, GAINS (LOSSES) AND OTHER SUPPORT:								
Government contracts and grand revenue	\$ 10,265,374	\$ 287,828	\$ -	\$ -	\$ -	\$ -	\$ -	\$ 10,553,202
Contributions	4,527,601	-	-	-	36,908	-	-	4,564,509
Pledge campaign revenue	90,003	-	-	-	-	-	-	90,003
In-kind contributions	2,050,253	-	-	-	-	-	-	2,050,253
Change in value of beneficial interest in trusts and split interest agreements	-	-	-	-	64,416	-	-	64,416
Change in value of perpetual trust	-	-	-	-	(1,669)	-	-	(1,669)
Client contributions	454,240	244,373	-	-	-	-	-	698,613
Investment and interest income	156,328	590	-	-	79,636	-	45	236,599
Gains on forgiveness of loans	437,201	427,620	-	-	-	-	-	864,821
Other income	265,719	6,549	-	160,800	-	-	(185,754)	247,314
TOTAL REVENUE, GAINS (LOSSES) AND OTHER SUPPORT	18,246,719	966,960	-	160,800	179,291	-	(185,709)	19,368,061
EXPENSES:								
Operating expenses:								
Salaries, benefits and payroll taxes	7,161,121	141,750	-	-	-	-	(24,954)	7,277,917
Professional services	733,394	39,779	-	-	-	-	-	773,173
Development costs	115	-	-	-	-	-	-	115
Pastoral services and expenses through related entities	1,362,972	-	-	-	-	-	-	1,362,972
Equipment and maintenance cost	272,088	583	-	-	-	-	-	272,671
Transportation	69,923	-	-	-	-	-	-	69,923
Food service costs	469,993	-	-	-	-	-	-	469,993
General and administration costs	346,208	32,746	-	-	-	-	-	378,954
Provision for doubtful accounts	382,633	-	-	-	-	-	-	382,633
Insurance	562,266	54,189	-	-	-	-	-	616,455
Marketing and public relations	887,696	-	-	-	-	-	-	887,696
Property taxes and interest expense	437,246	20,424	-	273,790	714	-	-	732,174
Ancillary services and supplies	-	238,543	-	-	-	-	-	238,543
Direct support	1,466,659	-	-	-	-	-	-	1,466,659
Repairs and maintenance expense	984,225	56,192	-	-	-	-	-	1,040,417
Travel	37,624	1,220	-	-	-	-	-	38,844
Occupancy, utilities, security	1,957,489	402,585	-	-	-	-	(160,800)	2,199,274
TOTAL OPERATING EXPENSES	17,370,195	749,468	-	273,790	714	-	(185,754)	18,208,413
In-kind/depreciation expense:								
In-kind contribution expense	2,050,253	-	-	-	-	-	-	2,050,253
Depreciation expense	1,507,280	665,110	-	817,413	-	-	(31,326)	2,958,477
TOTAL IN-KIND/DEPRECIATION EXPENSE	3,557,533	665,110	-	817,413	-	-	(31,326)	5,008,730
TOTAL EXPENSES	20,927,728	1,414,578	-	1,091,203	714	-	(217,080)	23,217,143
CONSOLIDATING CHANGE IN NET ASSETS	(2,681,009)	(447,618)	-	(930,403)	178,577	-	31,371	(3,849,082)
CHANGE IN NET ASSETS ATTRIBUTABLE TO NON-CONTROLLING INTEREST	-	-	-	-	-	-	447,618	447,618
CHANGE IN NET ASSETS ATTRIBUTABLE TO CAMILLUS HOUSE, INC. NON-CONTROLLING INTEREST	(2,681,009)	(447,618)	-	(930,403)	178,577	-	478,989	(3,401,464)

The accompanying notes are an integral part of these financial statements.

CAMILLUS HOUSE, INC. AND SUBSIDIARIES
SCHEDULE OF STATE EARNINGS
FOR THE YEAR ENDED JUNE 30, 2017

1.	Total Expenditures	\$ 23,217,143
2.	Less other State and Federal Funds	(4,283,818)
3.	Less Non-Match SAMH Funds	(526,388)
4.	Less Unallowable Costs, per 65E-14, F.A.C.	<u>(766,806)</u>
5.	Total Allowable Expenditures (Sum of lines 1,2,3 and 4)	<u>17,640,131</u>
6.	Maximum Available Earnings (Line 5 times 75%)	13,230,098
7.	Amount of Funds Requiring Local Match	229,293
8.	Amount Due to Department, if negative (Subtract line 7 from line 6)	<u><u>NONE</u></u>

See accompanying note to the schedule of state earnings, cost center actual expenses and revenues, and schedule of expenditures of federal awards.

**SUBSTANCE ABUSE & MENTAL HEALTH SERVICES
PROGRAM / COST CENTER ACTUAL EXPENSES AND REVENUES SCHEDULE**

AGENCY: Camillus House, Inc., Subsidiaries and Affiliate

CONTRACT #: ME 225-6-24

BUDGET PERIOD: FROM 07/01/2016 TO 06/30/2017

FUNDING SOURCES & REVENUES A	STATE-DESIGNATED SAMH COST CENTERS											Non-SAMH Cost Center G	Total Funding (F+G) H
	STATE SAMH-FUNDED COST CENTERS							Total for State SAMH- Funded Cost Centers D	Total for Non- State-Funded SAMH Cost Centers E	Tot. for All State-Designated SAMH Cost Centers (D+E) F			
	Program 1												
	Subs. Abuse Res. 2 B1-a	Subs. Abuse Res. 4 B1-b	Subs. Abuse Day/Night B1-c	Mental Health Res. 2 B1-e	Mental Health Res. 4 B1-f	Mental Health Day/Night B1-g	Program 1 Total (B1-a+...+B1- i) C						
IA. STATE SAMH FUNDING													
(1) South Florida Behavioral Health Network	\$ 201,630	\$ 48,190	\$ 43,785	\$ 212,384	\$ 62,522	\$ 47,457	\$ 615,968	\$ 615,968	\$ -	\$ 615,968	\$ -	\$ 615,968	
(2)	-	-	-	-	-	-	-	-	-	-	-	-	
(3)	-	-	-	-	-	-	-	-	-	-	-	-	
(4)	-	-	-	-	-	-	-	-	-	-	-	-	
(5)	-	-	-	-	-	-	-	-	-	-	-	-	
(6) From Other Districts	-	-	-	-	-	-	-	-	-	-	-	-	
TOTAL STATE SAMH FUNDING =	201,630	48,190	43,785	212,384	62,522	47,457	615,968	615,968	-	615,968	-	615,968	
IB. OTHER GOVT. FUNDING													
(1) Other State Agency Funding	-	-	-	-	-	-	-	-	-	-	-	-	
(2) Medicaid	-	-	-	-	-	-	-	-	-	-	-	-	
(3) Local Government	-	-	-	-	-	-	-	-	436,982	436,982	4,192,271	4,629,253	
(4) Federal Grants and Contracts	-	-	-	-	-	-	-	-	1,633,030	1,633,030	3,674,954	5,307,984	
(5) In-kind from local govt. only	-	-	-	-	-	-	-	-	-	-	-	-	
TOT. OTHER GOVT. FUNDING =	-	-	-	-	-	-	-	-	2,070,012	2,070,012	7,867,225	9,937,237	
IC. ALL OTHER REVENUES													
(1) 1st & 2nd Party Payments	-	-	-	-	-	-	-	-	-	-	-	-	
(2) 3rd Party Payments (except Medicare)	-	-	-	-	-	-	-	-	-	-	-	-	
(3) Medicare	-	-	-	-	-	-	-	-	-	-	-	-	
(4) Contributions and Donations	-	-	-	-	-	-	-	-	-	-	4,564,509	4,564,509	
(5) Other	-	-	-	-	-	-	-	-	80,446	80,446	2,119,648	2,200,094	
(6) In-kind	-	-	-	-	-	-	-	-	354,868	354,868	1,695,385	2,050,253	
TOT. ALL OTHER REVENUES =	-	-	-	-	-	-	-	-	435,314	435,314	8,379,542	8,814,856	
TOTAL FUNDING =	\$ 201,630	\$ 48,190	\$ 43,785	\$ 212,384	\$ 62,522	\$ 47,457	\$ 615,968	\$ 615,968	\$ 2,505,326	\$ 3,121,294	\$ 16,246,767	\$ 19,368,061	

EXPENSE CATEGORIES A	STATE-DESIGNATED SAMH COST CENTERS											Non-SAMH Cost Center G	Other Support Costs H	Administration I	Total Expenses (F+G+H+I) J	
	STATE SAMH-FUNDED COST CENTERS						Program 1 Total (B1-a+...+B1-i) C	Total for State SAMH-Funded Cost Centers D	Total for Non- State-Funded SAMH Cost Centers E	Tot. for All State-Designated SAMH Cost Centers (D+E) F						
	Program 1															
	Subs. Abuse Res. 2 B1-a	Subs. Abuse Res. 4 B1-b	Subs. Abuse Day/Night B1-c	Mental Health Res. 2 B1-e	Mental Health Res. 4 B1-f	Mental Health Day/Night B1-g										
IIA. PERSONNEL EXPENSES																
(1) Salaries	\$ 34,384	\$ 113,712	\$ 55,730	\$ 29,432	\$ 127,027	\$ 13,577	\$ 373,862	\$ 373,862	\$ 376,904	\$ 750,766	\$ 3,356,369	\$ 485,234	\$ 1,227,247	\$ 5,819,616		
(2) Fringe Benefits	8,417	25,325	12,291	7,769	26,909	4,219	84,930	84,930	96,318	181,248	836,650	96,958	343,435	1,458,291		
TOTAL PERSONALL EXPENSES =	42,801	139,037	68,021	37,201	153,936	17,796	458,792	458,792	473,222	932,014	4,193,019	582,192	1,570,682	7,277,907		
IIIB. OTHER EXPENSES																
(1) Building Occupancy	185,193	54,631	44,564	243,285	66,490	47,617	641,780	641,780	367,501	1,009,281	2,953,591	49,740	938,307	4,950,919		
(2) Professional Services	646	351	253	899	430	172	2,751	2,751	32,764	35,515	132,300	3,980	601,491	773,286		
(3) Travel	368	264	167	481	294	104	1,678	1,678	3,045	4,723	27,843	485	5,793	38,844		
(4) Equipment	4,030	1,601	1,189	6,536	1,875	1,064	16,295	16,295	10,510	26,805	142,240	18,725	84,902	272,672		
(5) Food Services	23,148	7,846	6,093	38,921	9,336	6,029	91,373	91,373	17,221	108,594	358,372	754	2,271	469,991		
(6) Medical and Pharmacy	-	-	-	-	-	-	-	-	-	-	-	-	-	-		
(7) Subcontracted Services	-	-	-	-	-	-	-	-	-	-	-	-	-	-		
(8) Insurance	5,844	1,646	1,257	6,413	1,763	1,597	18,520	18,520	28,713	47,233	434,964	20,168	71,373	573,738		
(9) Interest Paid	-	-	-	-	-	-	-	-	-	-	-	-	-	-		
(10) Operating Supplies & Expenses	14,922	4,904	4,826	22,086	7,588	3,982	58,308	58,308	65,430	123,738	1,577,958	1,939	1,567	1,705,202		
(11) Other	57,234	30,016	25,320	81,457	25,193	16,054	235,274	235,274	451,107	686,381	2,834,868	927,723	655,360	5,104,332		
(12) Donated Items / In-Kind	175	51	40	166	62	43	537	537	4,076	4,613	1,967,732	77,807	100	2,050,252		
TOTAL OTHER EXPENSES =	291,560	101,310	83,709	400,244	113,031	76,662	1,066,516	1,066,516	980,367	2,046,883	10,429,868	1,101,321	2,361,164	15,939,236		
TOT. PERSONNEL & OTH. EXP. =	334,361	240,347	151,730	437,445	266,967	94,458	1,525,308	1,525,308	1,453,589	2,978,897	14,622,887	1,683,513	3,931,846	23,217,143		
IIIC. DISTRIBUTED INDIRECT COSTS																
(a) Other Support Costs (Optional)	106,684	76,687	48,413	139,575	85,181	30,139	486,679	486,679	463,796	950,475	(481,517)	(468,958)	-	-		
(b) Administration	240,314	172,744	109,053	314,403	191,876	67,890	1,096,280	1,096,280	1,044,735	2,141,015	(1,084,654)	(1,056,361)	-	-		
TOT. DISTR'D INDIRECT COSTS =	346,998	249,431	157,466	453,978	277,057	98,029	1,582,958	1,582,958	1,508,531	3,091,490	(1,566,171)	(468,958)	(1,056,361)	-		
TOTAL ACTUAL OPER. EXPENSES =	681,359	489,778	309,196	891,423	544,024	192,487	3,108,266	3,108,266	2,962,120	6,070,387	13,056,716	1,214,555	2,875,485	23,217,143		
IIID. UNALLOWABLE COSTS	-	-	-	-	-	-	-	-	-	-	-	-	766,806	766,806		
TOT. ALLOWABLE OPER. EXP. =	681,359	489,778	309,196	891,423	544,024	192,487	3,108,266	3,108,266	2,962,120	6,070,387	13,056,716	1,214,555	2,108,679	22,450,337		
IIIE. CAPITAL EXPENDITURES	\$	\$	\$	\$	\$	\$	\$	\$	\$	\$	\$	\$	\$	\$		